



# **Jawaharlal Nehru Technological University Anantapur**

*(Established by Govt. of A.P., Act. No. 30 of 2008)*

**Ananthapuramu-515 002 (A.P) India**

## **III & IV year B.Tech Course Structures and Syllabi under R19 Regulations**

<b>JNTUA Curriculum</b>
<b>Information Technology B. Tech Course Structure</b>

### III & IV Year Course Structure & Syllabus

Semester - 5 (Theory - 6, Lab - 3)					
S.No	Course No	Course Name	Category	L-T-P	Credits
1.	19A05504T	Computer Networks	PC	3-0-0	3
2.	19A05502T	Artificial Intelligence	PC	3-0-0	3
3.	19A05503T	Object Oriented Analysis Design & Testing	PC	2-0-0	2
4.	19A52601T	English Communications	OE	3-0-0	3
5.		Professional Elective-I	PE	3-0-0	3
	19A05602T	Big Data Analytics			
	19A05702T	Software Testing			
	19A12501	No SQL Databases			
6.		Open Elective-I	OE	3-0-0	3
	19A01506a	Experimental stress analysis.			
	19A01506b	Building Technology			
	19A02506a	Electrical Engineering Materials			
	19A03506a	Introduction to Hybrid and Electric Vehicles			
	19A03506b	Rapid Prototyping			
	19A04506a	Analog Electronics			
	19A04506b	Digital Electronics			
	19A05506a	Computer Graphics and Multimedia Animation			
	19A05506b	Free and Open Sources Systems			
	19A27506a	Brewing Technology			
	19A27506b	Computer Applications in Food Technology			
	19A54506a	Optimization Techniques			
	19A52506a	Technical Communication and Presentation Skills			
7.	19A05504P	Computer Networks Lab	PC	0-0-3	1.5
8.	19A05503P	Object Oriented Analysis Design & Testing Lab	PC	0-0-2	1.0
9.	19A52601P	English Communications	PC	0-0-3	1.5
10.	19A12502	Socially Relevant Project	PR	-----	0.5
11.	19A99501	Mandatory course: Constitution of India	MC	3-0-0	0
<b>Total</b>					<b>21.5</b>

<b>Semester - 6 (Theory - 6, Lab - 2)</b>					
<b>S.No</b>	<b>Course No</b>	<b>Course Name</b>	<b>Category</b>	<b>L-T-P</b>	<b>Credits</b>
1.	19A12601T	Web Technologies	PC	2-1-0	3
2.	19A05603a	Systems Software and Compiler Design	PC	3-0-0	3
3.	19A12602T	Data warehousing and Data mining	PC	3-0-0	3
4.	19A12603 19A05603b 19A05603c	Professional Elective-II Cryptography & Network Security Machine Learning Design Patterns	PE	3-0-0	3
5.	19A01604a 19A01604b 19A02604a 19A02604b 19A03604a 19A03604b 19A04604a 19A04604b 19A05604a 19A05604b 19A27604a 19A27604b 19A54604a 19A52604a	Open Elective-II Industrial waste and waste water management. Building Services & Maintenance Industrial Automation System Reliability Concepts Introduction to Mechatronics Optimization techniques through MATLAB Basics of VLSI Principles of Communication Systems Fundamentals of VR/AR/MR Data Science Food Toxicology Food Plant Equipment Design Wavelet Transforms & its applications Soft Skills	OE	3-0-0	3
6.	19A52602a 19A52602b 19A52602c 19A52602d 19A52602e	Humanities Elective-I Entrepreneurship & Incubation Managerial Economics And Financial Analysis Business Ethics And Corporate Governance Enterprise Resource Planning Supply Chain Management	HE	3-0-0	3
7.	19A12601P	Web Technologies Lab	PC	0-0-3	1.5
8.	19A12602P	Data warehousing and Data mining Lab	PC	0-0-3	1.5
9.	19A12604	Socially Relevant Project	PR	-----	0.5
10.	19A99601	Mandatory Course: Research Methodology	MC	3-0-0	0
				<b>Total</b>	<b>21.5</b>

<b>Semester – 7 (Theory - 5, Labs -2 &amp; Project – 1)</b>					
<b>S.No</b>	<b>Course No</b>	<b>Course Name</b>	<b>Category</b>	<b>L-T-P</b>	<b>Credits</b>
1.	19A05701T	Internet of Things	PC	2-1-0	3
2.	19A05505c	Mobile Application Development	PC	2-1-0	3
3.	19A05703a 19A05703b 19A05703c	Professional Elective-III Cloud Computing Natural Language Processing Agile Methodologies	PE	3-0-0	3
4.	19A01704a 19A01704b 19A02704a 19A02704b 19A03704a 19A03704b 19A04704a  19A04704b 19A05704a 19A05704b 19A27704a 19A27704b  19A54704a	Open Elective-III Air pollution and control. Basics of civil Engineering Renewable Energy Systems Electric Vehicle Engineering Finite element methods Product Marketing Introduction to Microcontrollers & Applications Principles of Digital Signal Processing Fundamentals of Game Development Cyber Security Corporate Governance in Food Industries Process Technology for Convenience & RTE Foods Numerical Methods for Engineers (ECE , CSE, IT &CE )	OE	3-0-0	3
5.	19A52701a 19A52701b 19A52701c 19A52701d 19A52701e	Humanities Elective-II Organizational Behavior Management Science Business Environment Strategic Management E-Business	HS	3-0-0	3
6.	19A12701	Mobile Application Development Lab	PC	0-0-3	1.5
7.	19A05701P	Internet of Things Lab	PC	0-0-3	1.5
8.	19A05705	Project*	PR	-----	2
9.	19A05706	Industrial Training/Skill Development/Research Project*	PR	-----	1.5
				<b>Total</b>	<b>21.5</b>

<b>Semester – 8 (Theory - 2, Project – 1)</b>					
<b>S.No</b>	<b>Course No</b>	<b>Course Name</b>	<b>Category</b>	<b>L-T-P</b>	<b>Credits</b>
<b>1.</b>	19A05801a 19A05801b 19A05801c	Professional Elective-IV Dev Ops Deep Learning Adhoc & Sensor Networks	PE	3-0-0	3
<b>2.</b>	19A01802a 19A01802b 19A02802a 19A02802b  19A03802a 19A03802b 19A04802a 19A04802b 19A04802c 19A04802d 19A05802a 19A05802b 19A27802a 19A27802b 19A54802a	Open Elective-IV Disaster Management. Global Warming and climate changes IoT Applications in Electrical Engineering Smart Electric Grid  Energy conservation and management Non destructive testing Introduction to Image Processing Principles of Cellular and Mobile Communications Industrial Electronics Electronic Instrumentation Block Chain Technology and Applications MEAN Stack Technology Food Plants Utilities & Services Nutraceuticals & Functional Foods Mathematical Modeling & Simulation	OE	3-0-0	
<b>3.</b>	19A05803	Project	PR	-----	7
				<b>Total</b>	<b>13</b>

**(19A05504T) COMPUTER NETWORKS**  
(Common to CSE & IT)

**Course Objectives:**

This course is designed to:

- Understand the basic concepts of Computer Networks.
- Introduce the layered approach for design of computer networks
- Familiarize with the applications of Internet
- Explore the network protocols used in Internet environment
- Explain the format of headers of IP, TCP and UDP
- Elucidate the design issues for a computer network

**Unit – 1: Computer Networks and the Internet**

What is the Internet?, The Network Edge, The Network Core, Delay, Loss, and Throughput in Packet-Switched Networks, Protocol Layers and their Service Models, Networks under attack, History of Computer Networking and the Internet

**Learning Outcomes:**

At the end of the unit, students will be able to:

- Enumerate the hardware components of a computer network (L1)
- List the layers of a Computer Network (L1)
- Identify the performance metrics of a computer network (L3)

**Unit – 2: Application Layer**

Principles of Network Applications, The web and HTTP, File transfer: FTP, Electronic mail in the internet, DNS-The Internet's Directory Service, Peer-to-Peer Applications

**Learning outcomes:**

At the end of the unit, students will be able to:

- Design new applications of a computer network (L6)
- Analyze the application protocols (L4)
- Extend the existing applications (L2)

**Unit – 3 : Transport Layer**

Introduction and Transport-Layer Services, Multiplexing and De-multiplexing, Connectionless Transport: UDP, Principles of Reliable Data transfer, Connection-Oriented Transport: TCP, Principles of Congestion Control, TCP Congestion Control

**Learning outcomes:**

At the end of the unit, students will be able to:

- Design Congestion control algorithms (L6)
- Select the appropriate transport protocol for an application (L3)
- Identify the transport layer services (L3)

**Unit – 4 :The Network Layer**

Introduction, Virtual Circuit and Datagram Networks, The Internet Protocol(IP): Forwarding and Addressing in the Internet, Routing Algorithms, Routing in the Internet, Broadcast and Multicast Routing

**Learning outcomes:**

At the end of the unit, students will be able to:

- Compare routing algorithms (L4)
- Design routing algorithms (L6)
- Extend the existing routing protocols (L2)

**Unit – 5 :The Layer: Links, Access Networks, and LANs**

Introduction to the Link Layer, Error-Detection and Correction Techniques, Multiple Access Links and Protocols, Switched Local Area Networks, Link Virtualization: A Network as a Link Layer, Data Center Networking, Retrospective: A Day in the Life of a Web Page Request

**Learning outcomes:**

At the end of the unit, students will be able to:

- Compare medium access protocols (L4)
- Classify the computer networks (L2)
- Design a Data Centre for an organization (L6)

**Course Outcomes:**

Upon completion of the course, the students should be able to:

1. Identify the software and hardware components of a Computer network (L3)
2. Develop new routing, and congestion control algorithms (L3)
3. Assess critically the existing routing protocols (L5)
4. Explain the functionality of each layer of a computer network (L2)
5. Choose the appropriate transport protocol based on the application requirements (L3)

**Text Books:**

1. James F. Kurose, Keith W. Ross, "Computer Networking: A Top-Down Approach", 6<sup>th</sup> edition, Pearson, 2019.

**References:**

1. Forouzan, "Datacommunications and Networking", 5<sup>th</sup> Edition, McGraw Hill Publication.
2. Andrew S.Tanenbaum, David j.wetherall, "Computer Networks", 5<sup>th</sup> Edition, PEARSON.
3. Youlu Zheng, Shakil Akthar, "Networks for Computer Scientists and Engineers", Oxford Publishers, 2016.



(19A05502T) ARTIFICIAL INTELLIGENCE  
(Common to CSE & IT)

**Course Objectives:**

This course is designed to:

- Define Artificial Intelligence and establish the cultural background for study
- Understand various learning algorithms
- Explore the searching and optimization techniques for problem solving
- Provide basic knowledge on Natural Language Processing and Robotics

**Unit – I: Introduction:** What is AI, Foundations of AI, History of AI, The State of Art.

**Intelligent Agents:** Agents and Environments, Good Behaviour: The Concept of Rationality, The Nature of Environments, The Structure of Agents.

**Learning Outcomes:**

At the end of the unit, students will be able to:

- Recognize the importance of Artificial Intelligence (L1)
- Identify how intelligent agent is related to its environment (L2)
- Build an Intelligent agent (L3)

**Unit – II: Solving Problems by searching:** Problem Solving Agents, Example problems, Searching for Solutions, Uninformed Search Strategies, Informed search strategies, Heuristic Functions, Beyond Classical Search: Local Search Algorithms and Optimization Problems, Local Search in Continuous Spaces, Searching with Nondeterministic Actions, Searching with partial observations, online search agents and unknown environments.

**Learning Outcomes:**

At the end of the unit, students will be able to:

- Explain how an agent can formulate an appropriate view of the problem it faces. (L2)
- Solve the problems by systematically generating new states (L2)
- Derive new representations about the world using process of inference (L5)

**Unit – III: Reinforcement Learning:** Introduction, Passive Reinforcement Learning, Active Reinforcement Learning, Generalization in Reinforcement Learning, Policy Search, applications of RL

**Natural Language Processing:** Language Models, Text Classification, Information Retrieval, Information Extraction.

**Learning Outcomes:**

At the end of the unit, students will be able to:

- Examine how an agent can learn from success and failure, reward and punishment. (L5)

- Develop programs that make queries to a database, extract information from texts, and retrieve relevant documents from a collection using Natural Language Processing. (L6)

**Unit-IV: Natural Language for Communication:** Phrase structure grammars, Syntactic Analysis, Augmented Grammars and semantic Interpretation, Machine Translation, Speech Recognition

**Perception:** Image Formation, Early Image Processing Operations, Object Recognition by appearance, Reconstructing the 3D World, Object Recognition from Structural information, Using Vision.

**Learning Outcomes:**

At the end of the unit, students will be able to:

- Develop programs that translate from one language to another, or recognize spoken words. (L6)
- Explain the techniques that provide robust object recognition in restricted context.(L2)

**Unit-V: Robotics:** Introduction, Robot Hardware, Robotic Perception, Planning to move, planning uncertain movements, Moving, Robotic software architectures, application domains

**Philosophical foundations:** Weak AI, Strong AI, Ethics and Risks of AI, Agent Components, Agent Architectures, Are we going in the right direction, What if AI does succeed.

**Learning Outcomes:**

At the end of the unit, students will be able to:

- Explain the role of Robot in various applications. (L2)
- List the main philosophical issues in AI. (L1)

**Course outcomes:**

Upon completion of the course, the students should be able to:

- Apply searching techniques for solving a problem (L3)
- Design Intelligent Agents (L6)
- Develop Natural Language Interface for Machines (L6)
- Design mini robots (L6)
- Summarize past, present and future of Artificial Intelligence (L5)

**Textbook:**

1. Stuart J.Russell, Peter Norvig, “Artificial Intelligence A Modern Approach”, 3<sup>rd</sup> Edition, Pearson Education, 2019.

**References:**

1. Nilsson, Nils J., and Nils Johan Nilsson. Artificial intelligence: a new synthesis. Morgan Kaufmann, 1998.
2. Johnson, Benny G., Fred Phillips, and Linda G. Chase. "An intelligent tutoring system for the accounting cycle: Enhancing textbook homework with artificial intelligence." Journal of Accounting Education 27.1 (2009): 30-39.

**(19A05602T) OBJECT-ORIENTED ANALYSIS DESIGN AND TESTING**  
**(Common to CSE & IT)**

**Course Objectives:**

This course is designed to:

- Understand the basic concepts of object-oriented techniques
- Build the Model of the software system using UML diagrams
- Elucidate design patterns as templates for good design
- Learn the object-oriented methodology in software design
- Explore testing techniques for object-oriented software

**Unit – 1: Basic concepts**

Basic concepts: objects, classes, abstract classes, data types, ADT, encapsulation and information hiding, inheritance, association, aggregation, composition, polymorphism, dynamic binding, object-oriented principles.

**Learning Outcomes:**

At the end of the unit, students will be able to:

- Recognize basic issues of object-orientation (L2)
- Identify class relations from problem statements (L4)
- Construct basic principles of object-orientation (L6)

**Unit – 2: Modelling Using UML**

UML Diagrams: Use case diagrams, class diagrams, various relationships among classes: generalization, association, aggregation, composition, inheritance, dependency etc., object diagram, UML packages, activity diagram, state machine diagram, sequence diagram, communication diagram, interaction overview diagram, component diagram, deployment diagram, UML 2 diagrams.

**Learning outcomes:**

At the end of the unit, students will be able to:

- Describe the basic syntax and semantics of UML (L2)
- Develop modeling of the user's view using use case diagrams (L3)
- Design class diagram and object-diagrams (L6)
- Summarize behavioral modeling of a given problem using sequence diagram, collaboration diagram, and state chart diagram (L2)

### **Unit – 3: Design Patterns**

Basic pattern concepts, Types of patterns, some common design patterns such as Expert, Creator, Façade, MVS, MVC, Publish-Subscribe, Observer, Proxy etc.

#### **Learning outcomes**

At the end of the unit, students will be able to:

- Identify the basic issues in reusable design (L4)
- Recognize the basic design patterns (L2)

### **Unit – 4: Designing using UML**

Overview of OOAD methodology, Use case model development, Domain modelling, Identification of entity objects, Brooch's object identification method, Interaction modelling, CRC cards, Applications of the analysis and design process, object-oriented design principles. OOD goodness criteria, CK Metrics, LK Metrics, MOOD Metrics, Code Refactoring

#### **Learning outcomes:**

At the end of the unit, students will be able to:

- Interpret domain modeling (L2)
- Develop sequence diagram for any given use case (L3)
- Design class diagram for a given problem (L6)

### **Unit – 5 : Testing Object Oriented Software**

Challenges in testing object-oriented software, Implications of object-oriented Features in testing object-oriented software, Importance of grey-box testing of object-oriented software, Coverage analysis, State-based testing, Class testing, Fault-Based Testing, Scenario-Based Test Design, Integration Testing: Thread-based integration Strategies, Use-based integration Strategies, Cluster Testing, Validation Testing, System Testing, Testing tools.

#### **Learning outcomes:**

At the end of the unit, students will be able to:

- Design unit test cases (L6)
- Design integration test cases (L6)
- Select appropriate tool to carry out testing (L2)

**Course outcomes:**

Upon completion of the course, the students should be able to:

- Analyze the problem from object oriented perspective (L4)
- Model complex systems using UML Diagrams (L3)
- Choose the suitable design patterns in software design (L5)
- Adapt Object-Oriented Design Principles (L6)
- Identify the challenges in testing object-oriented software. (L3)

**Text Book:**

1. Rajib Mall, “Fundamentals of Software Engineering”, 5th Edition, PHI, 2018

**Reference Books:**

1. Rumbaugh and Blaha, Object-oriented Modeling and design with UML, Pearson, 2007
2. Bernd Bruegge and, Allen H. Dutoit, Object-Oriented Software Engineering Using UML, Patterns, and Java, Pearson, 2009

**(19A52601T) ENGLISH LANGUAGE SKILLS**

**Introduction**

The course is designed to train students in receptive (listening and reading) as well as productive and interactive (speaking and writing) skills by incorporating a comprehensive, coherent and integrated approach that improves the learners' ability to effectively use English language skills in academic/ workplace contexts. The shift is from learning about the language to using the language. They should be able to express themselves clearly in speech and competently handle the writing tasks and verbal ability component of campus placement tests. Activity based teaching-learning methods would be adopted to ensure that learners would engage in actual use of language both in the classroom and laboratory sessions.

**Course Objectives**

- Facilitate active listening to enable inferential learning through expert lectures and talks
- Impart critical reading strategies for comprehension of complex texts
- Provide training and opportunities to develop fluency in English through participation in formal group discussions and presentations using audio-visual aids
- Demonstrate good writing skills for effective paraphrasing, argumentative essays and formal correspondence
- Encourage use of a wide range of grammatical structures and vocabulary in speech and writing

**UNIT - I**

**Text:**

1. **Lines Composed a Few Miles above Tintern Abbey - William Wordsworth**
2. **The Lotos-Eaters - Alfred Tennyson**

**Listening:** Listening to famous speeches for structure and style

**Speaking:** Oral presentations on general topics of interest.

**Reading:** Reading for meaning and pleasure – reading between the lines.

**Writing:** Appreciating and analyzing a poem –Paraphrasing, note-taking.

**Grammar and Vocabulary: Tenses (Advanced Level)** Correcting errors in punctuation -Word roots and affixes.

**Learning Outcomes**

At the end of the module, the learners will be able to

- Understand the purpose of rhythm and rhyme and the use of figures of speech in making the presentation lively and attractive

- Apply the knowledge of structure and style in a presentation, identify the audience and make note of key points
- Make formal structured presentations on general topics using grammatical understanding
- Prioritize information from reading texts after selecting relevant and useful points
- Paraphrase short academic texts using suitable strategies and conventions

## UNIT-II

**Text: The Model Millionaire – Oscar Wilde**

**Listening:** Following the development of theme; answering questions on key concepts after listening to stories online.

**Speaking:** Narrating personal experiences and opinions.

**Reading:** Reading for summarizing and paraphrasing; recognizing the difference between facts and opinions.

**Writing:** Summarizing, précis writing, letter and note-making

**Grammar and Vocabulary:** Subject-verb agreement, noun-pronoun agreement, collocations.

### Learning Outcomes

At the end of the module, the learners will be able to

- Comprehend academic lectures, take notes and answer questions
- Make formal structured presentations on academic topics
- Distinguish facts from opinions while reading
- Summarize and make a précis of reports
- Use correct English avoiding common errors in formal speech and writing

## UNIT – III

**Text: Speech at IIM Calcutta – Azim Premji**

**Listening:** Identifying views and opinions expressed by different speakers while listening to speeches.

**Speaking:** Small talks on general topics; agreeing and disagreeing, using claims and examples/ evidences for presenting views, opinions and position.

**Reading:** Identifying claims, evidences, views, opinions and stance/position.

**Writing:** Writing structured persuasive/argumentative essays on topics of general interest using suitable claims, examples and evidences.

**Grammar and Vocabulary:** The use of Active and passive Voice, vocabulary for academic texts

### Learning Outcomes:

At the end of the module, the learners will be able to

- Critically follow and participate in a discussion
- Participate in group discussions using appropriate conventions and language strategies
- Comprehend complex texts and identify the author's purpose
- Produce logically coherent argumentative essays
- Use appropriate vocabulary to express ideas and opinions

## UNIT -IV

### **Text: A Biography of Steve Jobs**

**Listening:** Listening to identify important moments - Understanding inferences; processing of information using specific context clues from the audio.

**Speaking:** Group discussion; reaching consensus in group work (academic context).

**Reading:** Reading for inferential comprehension.

**Writing:** Applying for internship/ job - Writing one's CV/Resume and cover letter.

**Grammar and Vocabulary: Phrasal verbs, phrasal prepositions and technical vocabulary.**

### **Learning Outcomes:**

At the end of the module, the learners will be able to:

- Draw inferences and conclusions using prior knowledge and verbal cues
- Express thoughts and ideas with acceptable accuracy and fluency
- Develop advanced reading skills for deeper understanding of texts
- Prepare a cv and write a cover letter to seek internship/ job
- Understand the use of technical vocabulary in academic writing

## UNIT -V

### **Text: How I Became a Public Speaker - George Bernard Shaw**

**Listening:** Understanding inferences - processing of explicit information presented in the text and implicit information inferable from the text or from previous/background knowledge.

**Speaking:** Formal team presentations on academic/ general topics.

**Reading:** Intensive and extensive reading.

**Writing:** Structure and contents of a Report – Abstract – Project report features.

**Grammar and Vocabulary:** Correcting common errors, improving vocabulary and avoiding clichés and jargons.

### **Learning Outcomes:**

At the end of the module, the learners will be able to

- Develop advanced listening skills for in-depth understanding of academic texts
- Collaborate with a partner to make effective presentations
- Understand and apply the structure of project reports
- Demonstrate ability to use grammatically correct structures and a wide range of vocabulary

### **Course Outcomes**

At the end of the course, the learners will be able to

- Understand the context, topic, and pieces of specific information from social or transactional dialogues spoken by native speakers of English
- Apply grammatical structures to formulate sentences and correct word forms
- Analyze discourse markers to speak clearly on a specific topic in informal discussions



- Evaluate reading/listening texts and to write summaries based on global comprehension of these texts.
- Create a coherent paragraph interpreting a figure/graph/chart/table

### **Prescribed Book**

1. Forging Ahead: A Course Book for B.Tech Students. Orient BlackSwan, 2020.

### **Reference Books**

1. Bailey, Stephen. "Academic writing: A handbook for international students". Routledge, 2014.
2. Chase, Becky Tarver. Pathways: "Listening, Speaking and Critical Thinking" , Heinley ELT; 2<sup>nd</sup> Edition, 2018.
3. Skillful Level 2 Reading & Writing Student's Book Pack (B1) Macmillan Educational.
4. Hewings, Martin. "Cambridge Academic English (B2)". CUP, 2012. (Student Book, Teacher Resource Book, CD & DVD)

(19A05503T) BIG DATA ANALYTICS  
(Professional Elective-I)  
(Common to CSE & IT)

The course is designed to

- Understand the basic concepts and importance of Big Data
- Familiarize with the installation of Hadoop and how to analyze the Big Data
- Understand the design concepts of HDFS
- Provide good insight for developing a MapReduce applications
- Understand Hadoop environment.
- Explore the concepts of Pig, Hive, Spark and HBase

#### UNIT-I

**Introduction to Big Data:** What is Big Data? Why Big Data is Important? Meet Hadoop, Data, Data Storage and Analysis, Comparison with other systems, History of Apache Hadoop, Hadoop Ecosystem, VMWare Installation of Hadoop. Analyzing the Data with Hadoop, Scaling Out.

#### Learning Outcomes:

At the end of the unit, students will be able to:

- Identify the characteristics of datasets. (L3)
- Compare trivial data and big data for various applications. (L4)
- Choose and implement various ways of selecting suitable model parameters.(L1)

#### UNIT- II

**HDFS:** The Design of HDFS, HDFS Concepts, The Command-Line Interface, Hadoop File systems, The Java Interface, Data flow.

**MapReduce:** Developing a MapReduce application, The Configuration API, Setting up the Development Environment, Running Locally on Test Data, Running on a Cluster

#### Learning Outcomes:

At the end of the unit, students will be able to:

- Understand and apply scaling up Hadoop techniques and associated technologies.(L2)
- Estimate suitable test data. (L5)
- Apply the MapReduce application on a cluster.(L3)

### **UNIT-III**

**How MapReduce Works:** Anatomy of a MapReduce, Job Run, Failures, Shuffle and Sort, Task Execution.

**MapReduce Types and Formats:**MapReduce Types, Input formats, output formats.

#### **Learning Outcomes:**

At the end of the unit, students will be able to:

- Explore the Anatomy of MapReduce. (L5)
- Illustrate various input and output formats of MapReduce. (L2)
- List various MapReduce types.(L1)

### **UNIT-IV**

**Hadoop Environment:** Setting up a Hadoop Cluster, Cluster specification, Cluster Setup and Installation, Hadoop Configuration, Security.

**Pig:** Installing and Running Pig, an Example, Comparison with Databases, Pig Latin, User-Defined Functions, Data Processing Operators.

#### **Learning Outcomes:**

At the end of the unit, students will be able to:

- Show the cluster setup and installation.(L2)
- Demonstrate the Configure the Hadoop.(L2)
- Compare Hadoop with various Databases.(L5)

### **UNIT-V**

**Hive:** Installing Hive, Running Hive, Comparison with traditional Databases, HiveQL, Tables, Querying Data.

**Spark:** Installing Spark, Resilient Distributed Datasets, Shared Variables, Anatomy of a Spark Job Run.

**HBase:** HBasics, Installation, clients, Building an Online Query Application.

#### **Learning Outcomes:**

At the end of the unit, students will be able to:

- Explain various frameworks of Big Data. (L2)
- Compare Hive with traditional Databases.(L4)
- Learn how to build an online query application.(L1)

## **Course Outcomes:**

Upon completion of the course, the students should be able to:

- Explain the concepts and challenges of big data (L2)
- Determine why existing technologies are inadequate to analyze the large data. (L5)
- Outline the operations viz. Collect, manage, store, query, and analyze various forms of big data. (L2)
- Apply large-scale analytic tools to solve some of the open big data problems. (L3)
- Analyze the impact of big data for business decisions and strategies.(L4)
- Design different big data applications. (L6)

## **Text Books:**

1. Tom White, "Hadoop: The Definitive Guide"Fourth Edition, O'reilly Media, 2015.
2. Big Data, Big Analytics: Emerging business intelligence and analytic trends for today's businesses, Michael Minnelli, Michelle Chambers, and Ambiga Dhiraj, Wiley Cio Series

## **Reference Books:**

1. Glenn J. Myatt, Making Sense of Data , John Wiley & Sons, 2007 Pete Warden,Big Data Glossary, O'Reilly, 2011.
2. Michael Berthold, David J.Hand, Intelligent Data Analysis, Spingers, 2007.
3. Chris Eaton, Dirk DeRoos, Tom Deutsch, George Lapis, Paul Zikopoulos,Uderstanding Big Data : Analytics for Enterprise Class Hadoop and Streaming Data, McGraw Hill Publishing, 2012.
4. Anand Rajaraman and Jeffrey David Ullman, Mining of Massive Datasets Cambridge University Press, 2012.

(19A05702T) SOFTWARE TESTING  
(Professional Elective-I)

**Course Objectives:**

This course is designed to:

- Acquire knowledge on distinct types of testing methodologies..
- Describe the principles and procedures for designing test cases.
- Understand the stages of testing from Development to acceptance testing

**UNIT I**

**Introduction:** Purpose of Testing, Dichotomies, Model for Testing, Consequences of Bugs, Taxonomy of Bugs.

**Flow graphs and Path testing:** Basics Concepts of Path Testing, Predicates, Path Predicates and Achievable Paths, Path Sensitizing, Path Instrumentation, Application of Path Testing.

**Learning Outcomes:**

At the end of the unit, students will be able to:

- Explain the purpose of Testing. (L2)
- Interpret the need of testing (L2)
- Classify different types of Bugs. (L4)

**UNIT II**

**Transaction Flow Testing:** Transaction Flows, Transaction Flow Testing Techniques.

**Dataflow testing:** Basics of Dataflow Testing, Strategies in Dataflow Testing, Application of Dataflow Testing.

**Learning Outcomes:**

At the end of the unit, students will be able to:

- Apply data flow testing (L3)
- Design Transaction flow testing (L6)
- Outline the strategies of dataflow testing. (L2)
- List the applications of dataflow testing. (L1)

**UNIT III**

**Domain Testing:** Domains and Paths, Nice & Ugly Domains, Domain testing, Domains and Interfaces Testing, Domain and Interface Testing, Domains and Testability.

**Learning Outcomes:**

At the end of the unit, students will be able to:

- Apply testing in various domains. (L3)

## **UNIT IV**

**Paths, Path products and Regular expressions:** Path Products & Path Expression, Reduction Procedure, Applications, Regular Expressions & Flow Anomaly Detection.

**Logic Based Testing:** Overview, Decision Tables, Path Expressions, KV Charts, Specifications.

### **Learning Outcomes:**

At the end of the unit, students will be able to:

- Analyze the paths in testing.(L4)
- Design testing for checking the logic (L6)

## **UNIT V:**

**State, State Graphs and Transition Testing:** State Graphs, Good & Bad State Graphs, State Testing, Testability Tips.

**Graph Matrices and Application:** Motivational Overview, Matrix of Graph, Relations, Power of a Matrix, Node Reduction Algorithm, Building Tools.

### **Learning Outcomes:**

At the end of the unit, students will be able to:

- Use state graphs for testing. (L3)
- Create algorithms for node reduction (L6)

### **Course Outcomes:**

Upon completion of the course, the students should be able to:

- Choose Test cases that are geared to discover the program defects (L5)
- Design test cases before writing code and run these tests automatically (L6)
- Formulate test cases for testing different programming constructs .(L6)
- Test the applications using different testing methods and automation tools.(L3)

**Text Books:**

1. Boris Beizer, "Software testing techniques", Dreamtech, second edition, 2002.

**Reference Books :**

1. Brian Marick, "The craft of software testing", Pearson Education.
2. Yogesh Singh, "Software Testing", Cambridge
3. P.C. Jorgensen, "Software Testing" 3rd edition, Aurbach Publications (Dist.by SPD).
4. N.Chauhan, "Software Testing", Oxford University Press.
5. P.Ammann&J.Offutt, "Introduction to Software Testing" , Cambridge Univ. Press.
6. Perry, "Effective methods of Software Testing", John Wiley, 2nd Edition, 1999.

**(19A12501b) No SQL DATABASES**  
**(Professional Elective-I)**

**Course Objectives:**

The course is designed to:

- Introduce No SQL and use of four types of NoSQL Databases
- Outline the three different styles of aggregate-oriented data models and how they differ.
- Understand the detailed architecture, define objects, load data, query data and performance tune Column-oriented NoSQL databases
- Improve programmer productivity by using a database that better matches an application's needs.

**UNIT I**

Introduction to NoSQL: Definition and Introduction, Sorted Ordered Column-Oriented Stores, Key/Value Stores, Document Databases, Graph Databases, Examining Two Simple Examples, Location Preferences Store, Car Make and Model Database, Working With Language Bindings.

**Learning Outcomes:**

At the end of the unit, students will be able to:

- Understand the fundamentals of NoSQL(L2)
- Examine the concepts with two simple examples(L5)

**UNIT II**

Interacting with NoSQL: If NoSql Then What, Language Bindings For NoSQL Data Stores, Performing Crud Operations, Creating Records, Accessing Data, Updating And Deleting Data

**Learning Outcomes:**

At the end of the unit, students will be able to:

- Understand language bindings for NoSQL Data Stores(L2)
- Explain how to perform various operations on Data(L2)

**UNIT III**

NoSQL Storage Architecture: Working With Column-Oriented Databases, Hbase Distributed Storage Architecture, Document Store Internals, Understanding Key/Value Stores in Memcached and Redis, Eventually Consistent Non-Relational Databases.

**Learning Outcomes:**

At the end of the unit, students will be able to:

- Demonstrate the working with Column-Oriented Databases(L2)
- Understand Key/Value Stores in Memcached and Redis(L2)



## UNIT IV

NoSQL Stores: Similarities Between Sql And Mongoddb Query Features, Accessing Data From Column-Oriented Databases Like Hbase, Querying Redis Data Stores, Changing Document Databases, Schema Evolution In Column-Oriented Databases, Hbase Data Import And Export, Data Evolution In Key/Value Stores.

### Learning Outcomes:

At the end of the unit, students will be able to:

- List the Similarities between Sql And Mongoddb Query Features(L1)
- Explore accessing Data From Column- Oriented Databases Like Hbase(L5)
- Illustrate Hbase Data Import and Export(L2)
- Demonstrate Schema evolution in Column-Oriented Databases(L2)

## UNIT V

Indexing and Ordering Data Sets : Essential Concepts Behind A Database Index, Indexing And Ordering In Mongoddb, Creating and Using Indexes In Mongoddb, Indexing And Ordering In Couchdb, Indexing In Apache Cassandra.

### Learning Outcomes:

At the end of the unit, students will be able to:

- Learn essential concepts behind a Database index (L1)
- Compare indexing and ordering in Mongoddb, Couchdb and Apache Cassandra (L4)

### Course Outcomes:

After the completion of the course, student will be able to

- Identify type of NoSQL database to implement business requirements(L3)
- Apply NoSQL data modeling from application specific queries(L3)
- Demonstrate Atomic Aggregates and de-normalization as data modelling techniques to optimize query processing(L2)
- Improve data access performance via some combination of handling larger data volumes, reducing latency, and improving throughput(L6)
- Separate parts of applications into services which allows you to introduce NoSQL into an existing application(L6)

### Text Books:

- 1) PramodSadalage and Martin Fowler, NoSQL Distilled, Addison-Wesley Professional,2012.
- 2) Dan McCreary and Ann Kelly, Making Sense of NoSQL, Manning Publications,2013.

### Reference Books:

- 1) Shashank Tiwari, Professional NoSQL, Wrox Press, Wiley, 2011, ISBN:978-0-470-94224-6
- 2) Gaurav Vaish, Getting Started with NoSQL, Packt Publishing,2013.

(19A01506a) EXPERIMENTAL STRESS ANALYSIS  
OPEN ELECTIVE-I

**Course Objective:**

To bring awareness on experimental method of finding the response of the structure to different types of load.

- Demonstrates principles of experimental approach.
- Teaches regarding the working principles of various strain gauges.
- Throws knowledge on strain rosettes and principles of non destructive testing of concrete.
- Gives an insight into the principles of photo elasticity.

**UNIT-I**

PRINCIPLES OF EXPERIMENTAL APPROACH: - Merits of Experimental Analysis Introduction, uses of experimental stress analysis advantages of experimental stress analysis, Different methods –Simplification of problems.

**Learning outcomes:**

At the end of the unit, students will be able to:

- Demonstrate the merits and principles of experimental approach
- Give an insight into the uses and advantages of experimental stress analysis

**UNIT-II**

STRAIN MEASUREMENT USING STRAIN GAUGES: - Definition of strain and its relation of experimental Determinations Properties of Strain Gauge Systems-Types of Strain Gauges –Mechanical, Acoustic and Optical Strain Gauges. Introduction to Electrical strain gauges - Inductance strain gauges – LVDT – Resistance strain gauges – various types –Gauge factor – Materials of adhesion base.

**Learning outcomes:**

At the end of the unit, students will be able to:

- Introduce various strain gauge systems and their properties
- Give information regarding the gauge factor and materials of adhesion bases

**UNIT-III**

STRAIN ROSSETTES AND NON – DESTRUCTIVE TESTING OF CONCRETE:- Introduction – the three elements Rectangular Rosette – The Delta Rosette Corrections for Transverse Strain Gauge. Ultrasonic Pulse Velocity method –Application to Concrete. Hammer Test – Application to Concrete.

**Learning outcomes:**

At the end of the unit, students will be able to:

- Introduces various strain rosettes and corrections for strain gauges
- Gives an insight into the destructive and non destructive testing of concrete

#### **UNIT-IV**

**THEORY OF PHOTOELASTICITY:** - Introduction –Temporary Double refraction – The stress Optic Law – Effects of stressed model in a polariscope for various arrangements – Fringe Sharpening. Brewster’s Stress Optic law.

#### **Learning outcomes:**

At the end of the unit, students will be able to:

- Introduces stress optic laws.
- Gives the arrangements and working principles of polariscope.

#### **UNIT-V**

**TWO DIMENSIONAL PHOTOELASTICITY:** - Introduction – Iso-chromatic Fringe patterns- Isoclinic Fringe patterns passage of light through plane Polariscope and Circular polariscope Isoclinic Fringe patterns – Compensation techniques – Calibration methods – Separation methods – Scaling Model to prototype Stresses – Materials for photo – Elasticity Properties of Photoelastic Materials.

#### **Learning outcomes:**

At the end of the unit, students will be able to:

- Introduces the understanding of different fringe patterns.
- Introduces model analysis and properties of photo elastic materials.

#### **Course Outcomes:**

After completion of the course

- The student will be able to understand different methods of experimental stress analysis
- The student will be able to understand the use of strain gauges for measurement of strain
- The student will be exposed to different Non destructive methods of concrete
- The student will be able to understand the theory of photo elasticity and its applications in analysis of structures

#### **TEXT BOOKS:-**

1. J.W.Dally and W.F.Riley, “Experimental stress analysis College House Enterprises”
2. Dr.Sadhu Singh, “Experimental stress analysis”, khanna Publishers

#### **REFERENCE BOOKS:**

1. U.C.Jindal, “Experimental Stress analysis”, Pearson Publications.
2. L.S.Srinath, “Experimental Stress Analysis”, MC.Graw Hill Company Publishers.

(19A01506b) BUILDING TECHNOLOGY  
OPEN ELECTIVE-I

**Course Objectives:**

- To impart to know different types of buildings, principles and planning of the buildings.
- To identify the termite control measure in buildings, and importance of grouping circulation, lighting and ventilation aspects in buildings.
- To know the different modes of vertical transportation in buildings.
- To know the utilization of prefabricated structural elements in buildings.
- To know the importance of acoustics in planning and designing of buildings.

**UNIT-I**

Overview of the course, basic definitions, buildings-types-components- economy and design-principles of planning of buildings and their importance. Definitions and importance of grouping and circulation-lighting and ventilation-consideration of the above aspects during planning of building.

**Learning outcomes:**

At the end of the unit, students will be able to:

- To be able to plan the building with economy and according to functional requirement.

**UNIT-II**

Termite proofing: Inspection-control measures and precautions- lighting protection of buildings-general principles of design of openings-various types of fire protection measures to be considered while panning a building.

**Learning outcomes:**

At the end of the unit, students will be able to:

- Able to know the termite proofing technique to the building and protection form lightening effects.
- To be able to know the fire protection measure that are to be adopted while planning a building.

**UNIT-III**

Vertical transportation in a building: Types of vertical transportation-stairs-different forms of stairs- planning of stairs- other modes of vertical transportation – lifts-ramps-escalators.

**Learning outcomes:**

At the end of the unit, students will be able to:

- To be able to know the different modes of vertical transportation and their suitability

**UNIT-IV**

Prefabrication systems in residential buildings- walls-openings-cupboards-shelves etc., planning and modules and sizes of components in prefabrication. Planning and designing of residential buildings against the earthquake forces, principles, seismic forces and their effect on buildings.

**Learning outcomes:**

At the end of the unit, students will be able to:

- Identify the adoption of prefabricated elements in the building.
- Know the effect of seismic forces on buildings

**UNIT-V**

Acoustics – effect of noise – properties of noise and its measurements, principles of acoustics of building. Sound insulation- importance and measures.

**Learning outcomes:**

At the end of the unit, students will be able to:

- To know the effect of noise, its measurement and its insulation in planning the buildings

**Course Outcomes:**

After completion of the course the student will be able to

- Understand the principles in planning and design the buildings.
- Know the different methods of termite proofing in buildings.
- Know the different methods of vertical transportation in buildings.
- Know the implementation of prefabricated units in buildings and effect of earthquake on buildings.
- Know the importance of acoustics in planning and designing of buildings.

**TEXT BOOKS :**

1. Varghese, “Building construction”, PHI Learning Private Limited.
2. Punmia.B.C, “Building construction”, Jain.A.K and Jain.A.K Laxmi Publications.
3. S.P.Arora and S.P.Brndra “Building construction”, Dhanpat Rai and Sons Publications, New Delhi
4. “Building construction-Technical teachers training institute”, Madras, Tata McGraw Hill.

**REFERENCE BOOKS:**

1. National Building Code of India, Bureau of Indian Standards

**(19A02506a) ELECTRICAL ENGINEERING MATERIALS**  
**(OPEN ELECTIVE-I)**

**Course Objectives:**

To make the students learn about

- Classification of materials.
- Properties of materials and its applications.
- Domestic wiring and earthing

**UNIT-I Conducting Materials**

Introduction – classification of materials – Metals and Non metals, physical, thermal, mechanical and electrical properties of materials – classification of electrical materials – concept of atom – electron configuration of atom, conductors, general properties of conductors, factors effecting resistivity of electrical materials – electrical/mechanical/thermal properties of copper, aluminum, iron, steel, lead, tin and their alloys – applications.

**Learning outcomes:**

At the end of the unit, students will be able to:

- Understand the classification of conducting materials.
- Analyze the properties of different conducting materials
- Apply the materials where it is applicable
- Know about electron configuration of atom

**UNIT-II Dielectric and High Resistivity Materials**

Introduction – solid, liquid and gaseous dielectrics, leakage current, permittivity, dielectric constant, dielectric loss – loss angle – loss constant, Breakdown voltage and dielectric strength of – solid, liquid and gaseous dielectrics, effect of break down– electrical and thermal effects, Polarization – electric, ionic and dipolar polarization. Effect of temperature and Frequency on dielectric constant of polar dielectrics. High Resistivity materials – electrical / thermal / mechanical properties of Manganin, Constantan, Nichrome, Tungsten, Carbon and Graphite and their applications in electrical equipment.

**Learning outcomes:**

At the end of the unit, students will be able to:

- Understand the classification of dielectric and high resistivity materials.
- Analyze the properties of dielectric and high resistivity materials
- Understand about concept of polarization and dipolar polarization
- Apply the materials where it is applicable

**UNIT-III Solid Insulating Materials**

Introduction – characteristics of a good electrical insulating materials – classification of insulating materials – electrical, thermal, chemical and mechanical properties of solid insulating materials - Asbestos, Bakelite, rubber, plastics, thermo plastics. Resins, polystyrene, PVC, porcelain, glass, cotton and paper.

**Learning outcomes:**

At the end of the unit, students will be able to:

- Understand about various characteristics of solid insulating materials
- Understand the classification of solid insulating materials.
- Analyze the properties of solid insulating materials
- Apply the materials where it is applicable

**UNIT-IV Liquid & Gas Insulating Materials**

Liquid insulating materials – Mineral oils, synthetic liquids, fluorinated liquids – Electrical, thermal and chemical properties – transformer oil – properties – effect of moisture on insulation properties Gaseous insulators – classification based on dielectric strength – dielectric loss, chemical stability properties and their applications.

**Unit Outcomes:**

At the end of the unit, the student will be able to

- Understand the classification of liquid insulating materials.
- Analyze the properties of liquid insulating materials
- Apply the materials where it is applicable
- Understand about properties and classification of gaseous insulators

**UNIT-V Domestic Wiring**

Wiring materials and accessories – Types of wiring – Types of Switches - Specification of Wiring – Stair case wiring - Fluorescent lamp wiring- Godown wiring – Basics of Earthing – single phase wiring layout for a residential building.

**Learning Outcomes:**

At the end of the unit, the student will be able to

- Understand about wiring materials and accessories
- Understand about earthing and wiring layout of domestic buildings
- Design and develop Residential wiring
- Know about godown wiring

**Course Outcomes:**

After completing the course, the student should be able to:

- Understand the classification of materials, domestic wiring materials and earthing.
- Analyze the properties of different electrical materials
- Apply where the materials are applicable based on properties of materials

- Design and develop Residential wiring, godown wiring and earthing.

**Text Books:**

1. G.K. Mithal, “Electrical Engineering Materials”, Khanna publishers, 2<sup>nd</sup> edition, 1991.
2. R.K. Rajput, A course in “Electrical Engineering Materials”, Laxmi publications, 2009.

**Reference Books:**

1. C.S. Indulkar and S. Thiruvengadam, “An Introduction to Electrical Engineering Materials” S Chand & Company, 2008.
2. Technical Teachers Training Institute, “Electrical engineering Materials”, 1<sup>st</sup> Edition, Madras, McGraw Hill Education, 2004.
3. by S.P. Seth, “A course in Electrical Engineering Materials Physics Properties & Applications”, Dhanapat Rai & Sons Publications, 2018.



**(19A03506a) INTRODUCTION TO HYBRID AND ELECTRIC VEHICLES**  
**OPEN ELECTIVE-I**

**Course Objectives:**

- Provide good foundation on hybrid and electrical vehicles.
- To address the underlying concepts and methods behind power transmission in hybrid and electrical vehicles.
- Familiarize energy storage systems for electrical and hybrid transportation.
- To design and develop basic schemes of electric vehicles and hybrid electric vehicles.

**UNIT I: Electric Vehicle Propulsion and Energy Sources**

Introduction to electric vehicles, vehicle mechanics - kinetics and dynamics, roadway fundamentals propulsion system design - force velocity characteristics, calculation of tractive power and energy required, electric vehicle power source - battery capacity, state of charge and discharge, specific energy, specific power, Ragone plot. battery modeling - run time battery model, first principle model, battery management system- soc measurement, battery cell balancing. Traction batteries - nickel metal hydride battery, Li-Ion, Lipolymer battery.

**Learning Outcomes:**

After successful completion of this unit, the students will be able to

- Summaries the concepts of electrical vehicle propulsion and energy sources. (12)
- Identify the types of power sources for electrical vehicles.(13)
- Demonstrate the design considerations for propulsion system. (12)
- Solve the problems on tractive power and energy required. (13)

**UNIT II: Electric Vehicle Power Plant And Drives**

Introduction electric vehicle power plants. Induction machines, permanent magnet machines, switch reluctance machines. Power electronic converters-DC/DC converters - buck boost converter, isolated DC/DC converter. Two quadrant chopper and switching modes. AC drives- PWM, current control method. Switch reluctance machine drives - voltage control, current control.

**Learning Outcomes:**

After successful completion of this unit, the students will be able to

- Choose a suitable drive scheme for developing an electric vehicles depending on resources.(11)
- List the various power electronic converters. (11)
- Describe the working principle dc/dc converters and buck boost convertor. (12)
- Explain about ac drives. (12)

### **UNIT III: Hybrid And Electric Drive Trains**

Introduction hybrid electric vehicles, history and social importance, impact of modern drive trains in energy supplies. Hybrid traction and electric traction. Hybrid and electric drive train topologies. Power flow control and energy efficiency analysis, configuration and control of DC motor drives and induction motor drives, permanent magnet motor drives, switch reluctance motor drives, drive system efficiency.

#### **Learning Outcomes:**

After successful completion of this unit, the students will be able to

- Identify the social importance of hybrid vehicles. (13)
- Discuss impact of modern drive trains in energy supplies. (16)
- Compare hybrid and electric drive trains.(12)
- Analyze the power flow control and energy efficiency. (16)

### **UNIT IV: Electric and Hybrid Vehicles - Case Studies**

Parallel hybrid, series hybrid -charge sustaining, charge depleting. Hybrid vehicle case study –Toyota Prius, Honda Insight, Chevrolet Volt. 42 V system for traction applications. Lightly hybridized vehicles and low voltage systems. Electric vehicle case study - GM EV1, Nissan Leaf, Mitsubishi Miev. Hybrid electric heavy duty vehicles, fuel cell heavy duty vehicles.

#### **Learning Outcomes:**

After successful completion of this unit, the students will be able to

- List the various electric and hybrid vehicles in the present market. (11)
- Discuss lightly hybridized vehicle and low voltage systems.(16)
- Explain about hybrid electric heavy duty vehicles and fuel cell heavy duty vehicles. (12)

### **UNIT V: Electric And Hybrid Vehicle Design :**

Introduction to hybrid vehicle design. Matching the electric machine and the internal combustion engine. Sizing of propulsion motor, power electronics, drive system. Selection of energy storage technology, communications, supporting subsystem. Energy management strategies in hybrid and electric vehicles - energy management strategies- classification, comparison, implementation.

#### **Learning Outcomes:**

After successful completion of this unit, the students will be able to

- Illustrate matching the electric machine and the internal combustion engine. (12)
- Select the energy storage technology. (13)
- Select the size of propulsion motor. (13)
- Design and develop basic schemes of electric and hybrid electric vehicles. (13)

**Course outcomes:**

After learning the course the students will be able to:

- Explain the working of hybrid and electric vehicles. (12)
- Choose a suitable drive scheme for developing an hybrid and electric vehicles depending on resources. (13)
- Develop the electric propulsion unit and its control for application of electric vehicles.(13)
- Choose proper energy storage systems for vehicle applications. (13)
- Design and develop basic schemes of electric vehicles and hybrid electric vehicles.(13)

**Text Books :**

1. Iqbal Hussein, “Electric and Hybrid Vehicles: Design Fundamentals”, 2<sup>nd</sup> edition, CRC Press, 2003.
2. [Amir Khajepour](#), [M. Saber Fallah](#), [Avesta Goodarzi](#), “Electric and Hybrid Vehicles: Technologies, Modeling and Control - A Mechatronic Approach”, illustrated edition, John Wiley & Sons, 2014.
3. Mehrdad Ehsani, YimiGao, Sebastian E. Gay, Ali Emadi, “Modern Electric, Hybrid Electric and Fuel Cell Vehicles: Fundamentals, Theory and Design”, CRC Press, 2004.

**References:**

1. James Larminie, John Lowry, “Electric Vehicle Technology”, Explained, Wiley, 2003.
2. John G. Hayes, [G. Abas Goodarzi](#), “Electric Powertrain: Energy Systems, Power Electronics and Drives for Hybrid, Electric and Fuel Cell Vehicles”, 1<sup>st</sup> edition, Wiley-Blackwell, 2018.

(19A03506b) **RAPID PROTOTYPING**  
**OPEN ELECTIVE-I**

**Course Objectives:**

- Familiarize techniques for processing of CAD models for rapid prototyping.
- Explain fundamentals of rapid prototyping techniques.
- Demonstrate appropriate tooling for rapid prototyping process.
- Focus Rapid prototyping techniques for reverse engineering.
- Train Various Pre – Processing, Processing and Post Processing errors in RP Processes.

**UNIT – I**

**10 Hours**

**Introduction:** Introduction to Prototyping, Traditional Prototyping Vs. Rapid Prototyping (RP), Need for time compression in product development, Usage of RP parts, Generic RP process, Distinction between RP and CNC, other related technologies, Classification of RP.

**RP Software:** Need for RP software, MIMICS, Magics, SurgiGuide, 3-matic, 3D-Doctor, Simplant, Velocity2, VoXim, SolidView, 3DView, etc., software, Preparation of CAD models, Problems with STL files, STL file manipulation, RP data formats: SLC, CLI, RPI, LEAF, IGES, HP/GL, CT, STEP.

**Learning Outcomes:**

At the end of the unit, the student will be able to

- Explain prototyping process. (12)
- Classify different rapid prototyping processes. (12)
- Summarize rp software's and represent a 3d model in stl format, other rp data formats. (12)

**UNIT – II**

**8 Hours**

**Solid and Liquid Based RP Systems:** Stereolithography (SLA): Principle, Process, Materials, Advantages, Limitations and Applications. Solid Ground Curing (SGC): Principle, Process, Materials, Advantages, Limitations, Applications.

**Fusion Deposition Modeling (FDM):** Principle, Process, Materials, Advantages, Limitations, Applications.

**Laminated Object Manufacturing (LOM):** Principle, Process, Materials, Advantages, Limitations, Applications.

**Learning Outcomes:**

At the end of the unit, the student will be able to

- Explain the principles, advantages, limitations and applications of Solid and Liquid based AM systems. (L2)
- Identify the materials for Solid and Liquid based AM systems. (L2)

## UNIT – III

8 Hours

**Powder Based RP Systems:** Principle and Process of Selective Laser Sintering (SLS), Advantages, Limitations and Applications of SLS, Principle and Process of Laser Engineered Net Shaping (LENS), Advantages, Limitations and Applications of LENS, Principle and Process of Electron Beam Melting (EBM), Advantages, Limitations and Applications of EBM.

**Other RP Systems:** Three Dimensional Printing (3DP): Principle, Process, Advantages, Limitations and Applications. Ballistic Particle Manufacturing (BPM): Principle, Process, Advantages, Limitations, Applications. Shape Deposition Manufacturing (SDM): Principle, Process, Advantages, Limitations, Applications.

### Learning Outcomes:

At the end of the unit, the student will be able to

- Explain the principles, advantages, limitations and applications of powder based AM systems. (L2)
- Understand the principles, advantages, limitations and applications of other Additive Manufacturing Systems such as 3D Printing, Ballistic Particle Manufacturing and Shape Deposition Modeling. (L2)

## UNIT – IV

8 Hours

**Rapid Tooling:** Conventional Tooling Vs. Rapid Tooling, Classification of Rapid Tooling, Direct and Indirect Tooling Methods, Soft and Hard Tooling methods.

**Reverse Engineering (RE):** Meaning, Use, RE – The Generic Process, Phases of RE Scanning, Contact Scanners and Noncontact Scanners, Point Processing, Application Geometric Model, Development.

### Learning Outcomes:

At the end of the unit, the student will be able to

- Classify Rapid Tooling methods. (L2)
- Explain the concepts of reverse engineering and scanning tools. (L2)

## UNIT – V

8 Hours

**Errors in RP Processes:** Pre-processing, processing, post-processing errors, Part building errors in SLA, SLS, etc.

**RP Applications:** Design, Engineering Analysis and planning applications, Rapid Tooling, Reverse Engineering, Medical Applications of RP.

### Learning Outcomes:

At the end of the unit, the student will be able to

- Identify various Pre – Processing, Processing and Post – Processing errors in RP processes. (L2)
- Apply of RP in engineering design analysis and medical applications. (L3)

## **Course Outcomes:**

At the end of the course, the student will be able to

- Use techniques for processing of CAD models for rapid prototyping. (L3)
- Understand and apply fundamentals of rapid prototyping techniques. ((L3)
- Use appropriate tooling for rapid prototyping process. (L3)
- Use rapid prototyping techniques for reverse engineering. (L3)
- Identify Various Pre – Processing, Processing and Post Processing errors in RP processes. (L3)

## **Text Books:**

1. Chua C.K., Leong K.F. and Lim C.S., “Rapid Prototyping: Principles and Applications”, 2<sup>nd</sup> edition, World Scientific Publishers, 2003.
2. Ian Gibson, David W. Rosen, Brent Stucker, “Additive Manufacturing Technologies: Rapid Prototyping to Direct Digital Manufacturing”, 1<sup>st</sup> Edition, Springer, 2010.
3. Rafiq Noorani, “Rapid Prototyping: Principles and Applications in Manufacturing”, John Wiley & Sons, 2006.

## **Reference Books:**

1. Liou W. Liou, Frank W., Liou, “Rapid Prototyping and Engineering Applications: A Tool Box for Prototype Development”, CRC Press, 2007.
2. Pham D.T. and Dimov S.S., “Rapid Manufacturing; The Technologies and Application of RPT and Rapid tooling”, Springer, London 2001.
3. Gebhardt A., “Rapid prototyping”, Hanser Gardener Publications, 2003.
4. Hilton P.D. and Jacobs P.F., “Rapid Tooling: Technologies and Industrial Applications”, CRC Press, 2005.

(19A04506a) ANALOG ELECTRONICS  
OPEN ELECTIVE-I

**Course Objectives:**

- To understand the characteristics of various types of electronic devices and circuits (L1).
- To apply various principles of electronic devices and circuits to solve complex Engineering problems (L2).
- To analyze the functions of various types of electronic devices and circuits (L3).
- To evaluate the functions of various types of electronic devices and circuits in real time applications (L3).
- To design various types of electronic circuits for use in real time applications (L4).

**UNIT-I:**

**Diodes and Applications**

Properties of intrinsic and extrinsic semiconductor materials. Characteristics of PN junction diode and Zener diode. Applications of PN diode as a switch, rectifier and Zener diode as regulator. Special purpose diodes: Schottky diode, Tunnel diode, Varactor diode, photodiode and LED.

**Learning Outcomes:**

At the end of the unit, the student should be able to

- Understand the characteristics of various types of diodes (L1).
- Apply the principles of diodes to solve complex Engineering problems (L2).
- Analyze the functions of diodes in forward and reverse bias conditions (L3).
- Evaluate the functions of diodes in real time applications (L3).
- Design rectifiers and switches using diodes (L4).

**UNIT-II:**

**BJT and its Applications**

Construction, Operation, and Characteristics in CE, CB and CC configurations. Fixed-Bias and Voltage Divider-Bias. Applications as switch and amplifier.

## Learning Outcomes:

At the end of the unit, the student should be able to

- Understand the characteristics and biasing of BJT (L1).
- Apply the principles of BJT to solve complex Engineering problems (L2).
- Analyse the functions of BJT in various configurations (L3).
- Evaluate the functions of BJT in real time applications (L3).
- Design amplifiers and switches using BJT (L4).

## UNIT-III:

### FETs and Applications

**JFETs:**Construction, Operation, and Characteristics in CS configurations. Fixed-Bias and Voltage Divider - Bias. Applications as switch and amplifier.

**MOSFETs:**Construction, Operation, and Characteristics of Enhancement and Depletion modes in CS configurations. Biasing in Enhancement and Depletion modes. Applications as switch.

## Learning Outcomes:

At the end of the unit, the student should be able to

- Understand the characteristics and biasing of FETs (L1).
- Apply the principles of FETs to solve complex Engineering problems (L2).
- Analyze the functions of FETs in CS configuration (L3).
- Evaluate the functions of FETs in real time applications (L3).
- Design amplifiers and switches using FETs (L4).

## UNIT-IV:

### Feedback Amplifiers and Oscillators

**Feedback Amplifiers:** Concept of feedback, General characteristics of negative feedback amplifiers, Voltage-series, Current-series, Voltage-shunt, and Current-shunt feedback amplifiers.

**Oscillators:**Conditions for oscillations, Hartley and Colpitts oscillators, RC phase-shift and Wien-bridge oscillators.

## Learning Outcomes:

At the end of the unit, the student should be able to

- Understand the concept of negative & positive feedback and characteristics feedback amplifiers (L1).
- Apply the principles of feedback amplifiers and oscillators to solve complex Engineering problems (L2).
- Analyze the functions of feedback amplifiers and oscillators (L3).
- Evaluate the functions of feedback amplifiers and oscillators in real time applications (L3).
- Design feedback amplifiers and oscillators for specific applications (L4).



## **UNIT-V:**

### **Wave-Shaping & Multivibrator Circuits and Linear Integrated Circuits**

**Wave-Shaping & Multivibrator Circuits:** Introduction, Waveform Shaping Circuits –RC and RL Circuits. Clippers, Comparator and Clampers. Bistable, Schmitt Trigger, Monostable and Astable Multivibrators.

**Linear Integrated Circuits:** Operational Amplifier: Introduction, Block diagram, Basic applications – Inverting, Non-inverting, Summing amplifier, Subtractor, Voltage Follower. IC 555 Timer and IC 7805 Regulator.

### **Learning Outcomes:**

At the end of the unit, the student should be able to

- Understand the operation of Wave-Shaping & Multivibrator Circuits and Linear Integrated Circuits (L1).
- Apply the principles of Wave-Shaping & Multivibrator Circuits and Linear Integrated Circuits to complex Engineering solve problems (L2).
- Analyse the functions of Wave-Shaping & Multivibrator Circuits and Linear Integrated Circuits (L3).
- Evaluate the functions of Wave-Shaping & Multivibrator Circuits and Linear Integrated Circuits in real time applications (L3).
- Design Wave-Shaping & Multivibrator Circuits and Linear Integrated Circuits for specific applications (L4).

Note: In all the units, only qualitative treatment is required.

### **Course Outcomes:**

At the end of the course, the student should be able to

- Understand the characteristics of various types of electronic devices and circuits
- Apply various principles of electronic devices and circuits to solve complex
- Engineering problems
- Analyse the functions of various types of electronic devices and circuits, Evaluate the functions of various types of electronic devices and circuits in real time applications
- Design various types of electronic circuits for use in real time applications.

### **TEXT BOOKS:**

1. S. Salivahanan and N. Suresh Kumar, “Electronic Devices and Circuits”, 4<sup>th</sup> Edition, McGraw Hill Education (India) Pvt Ltd., 2017.

### **REFERENCES:**

1. J. Milliman, Christos C Halkias, and Satyabrata Jit, “Electronics Devices and Circuits”, 4<sup>th</sup> Edition, McGraw Hill Education (India) Pvt Ltd., 2015.
  2. David A. Bell “Electronics Devices and Circuits”, 5<sup>th</sup> Edition, Oxford University Press, 2008.
-

**Blooms' learning levels:**

L1: Remembering and Understanding

L2: Applying

L3: Analyzing/Derive

L4: Evaluating/Design

L5: Creating

(19A04506b) DIGITAL ELECTRONICS  
OPEN ELECTIVE-I

**Course Objectives:**

- To introduce different methods for simplifying Boolean expressions
- To analyze logic processes and implement logical operations using combinational logic circuits
- To understand characteristics of memory and their classification.
- To understand concepts of sequential circuits and to analyze sequential systems in terms of state machines
- To understand concept of Programmable Devices

**UNIT- I**

Minimization Techniques and Logic Gates Minimization Techniques: Boolean postulates and laws – De-Morgan’s Theorem - Principle of Duality - Boolean expression - Minimization of Boolean expressions — Minterm – Maxterm - Sum of Products (SOP) – Product of Sums (POS) – Karnaugh map Minimization – Don’t care conditions – Quine - McCluskey method of minimization. Logic Gates: AND, OR, NOT, NAND, NOR, Exclusive–OR and Exclusive–NOR Implementations of Logic Functions using gates, NAND– NOR implementations – Multi level gate implementations- Multi output gate implementations. TTL and CMOS Logic and their characteristics – Tristate gates.

**Learning Outcomes:**

At the end of the unit, the student should be able to:

- Learn Boolean algebra and logical operations in Boolean algebra. (L1)
- Apply different logic gates to functions and simplify them. (L2)
- Analyze the redundant terms and minimize the expression using Kmaps and tabulation methods (L3)

**UNIT- II**

Combinational Circuits -Design procedure – Half adder – Full Adder – Half subtractor – Full subtractor – Parallel binary adder, parallel binary Subtractor – Fast Adder - Carry Look Ahead adder – Serial Adder/Subtractor - BCD adder – Binary Multiplier – Binary Divider - Multiplexer/ Demultiplexer – decoder - encoder – parity checker – parity generators – code converters - Magnitude Comparator.

**Learning Outcomes:**

At the end of the unit, the student should be able to:

- Apply the logic gates and design of combinational circuits(L2)
- Design of different combinational logic circuits(L4)

### **UNIT -III**

Sequential Circuits-Latches, Flip-flops - SR, JK, D, T, and Master-Slave – Characteristic table and equation – Application table – Edge triggering – Level Triggering – Realization of one flip flop using other flip flops – serial adder/subtractor- Asynchronous Ripple or serial counter – Asynchronous Up/Down counter - Synchronous counters – Synchronous Up/Down counters – Programmable counters – Design of Synchronous counters: state diagram- State table –State minimization –State assignment - Excitation table and maps-Circuit implementation - Modulo-n counter, Registers – shift registers - Universal shift registers – Shift register counters – Ring counter – Shift counters - Sequence generators.

#### **Learning Outcomes:**

At the end of the unit, the student should be able to:

- Understand the clock dependent circuits (L1)
- Identify the differences between clocked and clock less circuits, apply clock dependent circuits(L2)
- Design clock dependent circuits(L4)

### **UNIT -IV**

Memory Devices Classification of memories – ROM - ROM organization - PROM – EPROM – EEPROM – EAPROM, RAM – RAM organization – Write operation – Read operation – Memory cycle - Timing wave forms – Memory decoding – memory expansion – Static RAM Cell- Bipolar RAM cell – MOSFET RAM cell – Dynamic RAM cell –Programmable Logic Devices – Programmable Logic Array (PLA) - Programmable Array Logic (PAL) – Field Programmable Gate Arrays (FPGA) - Implementation of combinational logic circuits using ROM, PLA, PAL

#### **Learning Outcomes:**

At the end of the unit, the student should be able to:

- Understand the principle of operation of basic memory devices, and programmable logic devices. (L1)
- Implement combinational logic circuits using memory and programmable logic devices (L2)

### **UNIT -V**

Synchronous and Asynchronous Sequential Circuits Synchronous Sequential Circuits: General Model – Classification – Design – Use of Algorithmic State Machine – Analysis of Synchronous Sequential Circuits Asynchronous Sequential Circuits: Design of fundamental mode and pulse mode circuits – Incompletely specified State Machines – Problems in Asynchronous Circuits – Design of Hazard Free Switching circuits.

#### **Learning Outcomes:**

At the end of the unit, the student should be able to:

- Understand how synchronous and asynchronous sequential circuit works (L1)
- Understand the FSM and its design principles. (L1)
- Analyze the procedure to reduce the internal states in sequential circuits (L3)
- Illustrate minimization of complete and incomplete state machines and to write a minimal cover table(L2)

**Course Outcomes:**

- Explain switching algebra theorems and apply them for logic functions, discuss about digital logic gates and their properties, Identify the importance of SOP and POS canonical forms in the minimization of digital circuits.
- Evaluate functions using various types of minimizing algorithms like Boolean algebra, Karnaugh map or tabulation method.
- Analyze the design procedures of Combinational & sequential logic circuits.
- Design of different combinational logic circuits, and compare different semiconductor memories.

**Text Books:**

1. M. Morris Mano, “Digital Design”, 4th Edition, Prentice Hall of India Pvt. Ltd., 2008 / Pearson Education (Singapore) Pvt. Ltd., New Delhi, 2003.
2. Zvi Kohavi, “Switching and Finite Automata Theory”, 3<sup>rd</sup> Edition, South Asian Edition, 2010,

**References:**

1. John F.Wakerly, “Digital Design”, Fourth Edition, Pearson/PHI, 2008
2. John.M Yarbrough, “Digital Logic Applications and Design”, Thomson Learning, 2006.
3. Charles H.Roth. “Fundamentals of Logic Design”, 6th Edition, Thomson Learning, 2013.
4. Donald P.Leach and Albert Paul Malvino, “Digital Principles and Applications”, 6th Edition, TMH, 2006.
5. Thomas L. Floyd, “Digital Fundamentals”, 10th Edition, Pearson Education Inc, 2011
6. Donald D.Givone, “Digital Principles and Design”, TMH, 2003.

**(19A05506a) FREE AND OPEN SOURCES SYSTEMS**  
**(Open Elective –I)**  
**(Common to CSE & IT)**

**Course Objectives:**

This course is designed to:

- Understand the context and operation of free and open source software (FOSS) communities and associated software projects.
- Motivate the students to contribute in FOSS projects
- Familiarize with programming languages like Python, Perl, Ruby
- Elucidate the important FOSS tools and techniques

**UNIT I PHILOSOPHY**

Notion of Community--Guidelines for effectively working with FOSS community--, Benefits of Community based Software Development --Requirements for being open, free software, open source software –Four degrees of freedom - FOSS Licensing Models - FOSS Licenses – GPL- AGPL-LGPL - FDL - Implications – FOSS examples.

**Learning outcomes:**

At the end of the unit, students will be able to:

- Analyze the benefits of Community based Software Development. (L4)
- Explain the degrees of Freedom. (L2)

**UNIT II LINUX**

Linux Installation and Hardware Configuration – Boot Process-The Linux Loader (LILO) - The Grand Unified Bootloader (GRUB) - Dual-Booting Linux and other Operating System - Boot-Time Kernel Options- X Windows System Configuration-System Administration – Backup and Restore Procedures- Strategies for keeping a Secure Server.

**Learning outcomes:**

At the end of the unit, students will be able to:

- Demonstrate Linux Installation and hardware configuration. (L2)
- Compare Linux and Windows System Configurations. (L4)

**UNIT III PROGRAMMING LANGUAGES**

Programming using languages like Python, Perl, Ruby

**Learning outcomes:**

At the end of the unit, students will be able to:

- Explain the syntax of programming Languages Python, Perl and Ruby. (L2)
- Develop applications in the Open source programming Languages. (L6)

**UNIT IV PROGRAMMING TOOLS AND TECHNIQUES**

Usage of design Tools like Argo UML or equivalent, Version Control Systems like Git or equivalent, – Bug Tracking Systems- Package Management Systems

**Learning outcomes:**

At the end of the unit, students will be able to:

- List various programming tools and explain their uses (L1)
- Make use of the various tools while building applications (L3)

**UNIT V FOSS CASE STUDIES**

Open Source Software Development - Case Study – Libre office -Samba

**Learning outcomes:**

At the end of the unit, students will be able to:

- Elaborate the open Source Software Development(L6)
- Compare Libre office with its proprietary equivalent (L5)

**Course Outcomes:**

Upon completion of the course, the students should be able to:

- Demonstrate Installation and running of open-source operating systems.(L2)
- Justify the importance of Free and Open Source Software projects. (L5)
- Build and adapt one or more Free and Open Source Software packages. (L6)
- Utilize a version control system. (L3)
- Develop software to and interact with Free and Open Source Software development projects.(L3)

**TEXT BOOK:**

Ellen Siever, Stephen Figgins, Robert Love, Arnold Robbins, “Linux in a Nutshell”, Sixth Edition, OReilly Media, 2009.

**REFERENCES:**

1. Philosophy of GNU URL: <http://www.gnu.org/philosophy/>.
2. Linux Administration URL: <http://www.tldp.org/LDP/lame/LAME/linux-admin-made-easy/>.
3. The Python Tutorial available at <http://docs.python.org/2/tutorial/>.
4. Perl Programming book at <http://www.perl.org/books/beginning-perl/>.
5. Ruby programming book at <http://ruby-doc.com/docs/ProgrammingRuby/>.
6. Version control system URL: <http://git-scm.com/>.
7. Samba: URL : <http://www.samba.org/>.
8. Libre office: <http://www.libreoffice.org/>.



**(19A05506b) COMPUTER GRAPHICS and MULTIMEDIA ANIMATION**

**(Open Elective –I)**  
**(Common to CSE & IT)**

**Course Objectives:**

This course is designed to:

- Introduce the use of the components of a graphics system and become familiar with the building approach of graphics system components and related algorithms.
- Understand the basic principles of 3- 3-dimensional computer graphics.
- Provide insites on how to scan, convert the basic geometrical primitives, how to transform the shapes to fit them as per the picture definition.
- Provide an understanding of mapping from world coordinates to device coordinates, clipping, and projections.
- Discuss the application of computer graphics concepts in the development of computer games, information visualization, and business applications.

**UNIT I OVERVIEW OF COMPUTER GRAPHICS SYSTEM**

OverView of Computer Graphics System – Video display devices – Raster Scan and random scan system – Input devices – Hard copy devices.

**Learning outcomes:**

At the end of the unit, students will be able to:

- Explain the overview of computer graphics with visualization. (L2)
- Classify the Input devices. (L2)
- Distinguish raster scan and random scan systems. (L4)

**UNIT II OUTPUT PRIMITIVES AND ATTRIBUTES**

Drawing line, circle and ellipse generating algorithms – Scan line algorithm – Character Generation – attributes of lines, curves and characters – Antialiasing.

**Learning outcomes:**

At the end of the unit, students will be able to:

- Analyse output primitives and attributes. (L4)
- Design algorithms based on output. (L6)

### **UNIT III TWO DIMENSIONAL GRAPHICS TRANSFORMATIONS AND VIEWING:**

Two-dimensional Geometric Transformations – Windowing and Clipping – Clipping of lines and clipping of polygons.

#### **Learning outcomes:**

At the end of the unit, students will be able to:

- Create two-dimensional graphics. (L6)
- Examine the clipping of polygon. (L4)
- Compare different forms of variations. (L2)

### **UNIT IV THREE DIMENSIONAL GRAPHICS AND VIEWING**

Three-dimensional concepts – Object representations- Polygon table, Quadric surfaces, Splines, Bezier curves and surfaces – Geometric and Modelling transformations – Viewing - Parallel and perspective projections.

#### **Learning outcomes:**

At the end of the unit, students will be able to:

- Create three-dimensional graphics. (L6)
- Explain the Quadric surfaces and polygon table. (L2)
- Define modelling transformations. (L1)

### **UNIT V REMOVAL OF HIDDEN SURFACES**

Visible Surface Detection Methods – Computer Animation.

#### **Learning outcomes:**

At the end of the unit, students will be able to:

- List the different types of detection methods. (L1)
- Compare various computer animations. (L2)

#### **Course outcomes:**

Upon completion of the course, the students should be able to:

- Explain the basic concepts used in computer graphics. (L2)
- Inspect various algorithms to scan, convert the basic geometrical primitives, transformations, Area filling, clipping. (L4)
- Assess the importance of viewing and projections. (L5)
- Define the fundamentals of animation, virtual reality and its related technologies. (L3)
- Analyze the typical graphics pipeline (L4)

## **TEXTBOOK**

1. Hearn, D. and Pauline Baker, M., Computer Graphics (C-Version), 2nd Edition, Pearson Education, 2002.

## **REFERENCES**

1. Neuman, W.M., and Sproull, R.F., Principles of Interactive Computer Graphics, Mc Graw Hill Book Co., 1979.
2. Roger, D.F., Procedural elements for Computer Graphics, Mc Graw Hill Book Co., 1985.
3. Asthana, R.G.S and Sinha, N.K., Computer Graphics, New Age Int. Pub. (P) Ltd., 1996.
4. Floey, J.D., Van Dam, A, Feiner, S.K. and Hughes, J.F, Computer Graphics, Pearson Education, 2001.

**(19A27506a) BREWING TECHNOLOGY**  
**OPEN ELECTIVE - I**

**PREAMBLE**

This course covers the origin of brewing and ingredients used, methods and equipment used and innovations in this field.

**Course Objectives**

- To understand the Beer manufacturing, ingredients and their roles.
- To understand overall view of a brewing industry

**UNIT – I**

Introduction of brewing, history of brewing; Raw materials: barley, hops, water, yeast; Adjuncts for beer production: Maize, rice, millet, wheat, sugar etc. Malt production, role of enzymes for malting; Barley storage, steeping, germination, kilning, cooling, storage;

**Learning Outcomes:**

At the end of the unit, the student should be able to:

- Introduction of brewing, history of brewing
- Raw materials like barley, hops, water, yeast
- Adjuncts for beer production: Maize, rice, millet, wheat, sugar etc
- Malt production, role of enzymes for malting
- Barley storage, steeping, germination, kilning, cooling, storage

**UNIT – II**

Malt from other cereals, caramel malt, roasted malt, smoked malt, malt extract; Malt quality evaluation, Wort production, malt milling, Mashing, Mashing vessels; Wort boiling, clarification, cooling and aeration Enzyme properties, starch degradation, b-glucan degradation; Conversion of fatty matter, Biological acidification

**Learning Outcomes:**

At the end of the unit, the student should be able to:

- Malt from other cereals, caramel malt, roasted malt, smoked malt, malt extract
- Malt quality evaluation, Wort production, malt milling, Mashing, Mashing vessels
- Wort boiling, clarification, cooling and aeration Enzyme properties, starch degradation, b-glucan degradation

- Conversion of fatty matter, Biological acidification

### **UNIT – III**

Beer production methods, fermentation technology, changes during fermentation; Filtration procedure and equipment, beer stabilization conditions and durations, beer carbonation process; Packaging equipment and packaging materials, storage conditions and distribution process

#### **Learning Outcomes:**

At the end of the unit, the student should be able to:

- Beer production methods, fermentation technology, changes during fermentation
- Filtration procedure and equipment, beer stabilization conditions and durations, beer carbonation process
- Packaging equipment and packaging materials, storage conditions and distribution process

### **UNIT – IV**

Brewing Equipment. Grain mill, kettles, siphons, carboys, fermentation equipment, wort chillers, pumps beer bottles, cans, labels, bottle caps, sanitation equipments Preventive Production of beer against technology, ling phenomenon of beer, possible measures against staling reactions, oxidation

#### **Learning Outcomes:**

At the end of the unit, the student should be able to:

- Brewing Equipments like Grain mill, kettles, siphons, carboys, fermentation equipment, wort chillers
- pumps beer bottles, cans, labels, bottle caps, sanitation equipments
- Preventive Production of beer against technology, ling phenomenon of beer, possible measures against staling reactions, oxidation

## **UNIT – V**

Recent advances: Immobilized Cell Technology in Beer Production, immobilized yeast cell technology Energy management in the brewery and maltings; waste water treatment Automation and plant planning

### **Learning Outcomes:**

At the end of the unit, the student should be able to:

- Immobilized Cell Technology in Beer Production, immobilized yeast cell technology
- Energy management in the brewery and maltings
- waste water treatment Automation and plant planning

### **Course Outcomes:**

By the end of this course, students will attain the:

- Knowledge of beer making, chemistry of ingredients used for brewing,
- Knowledge on brewing industry, Unit operations and equipments involved.

### **TEXT BOOKS**

1. Brewing: “Science and Practice, Brookes and Roger Stevens”, Dennis E. Briggs, Chris A. Boulton, Peter A. 2004, Woodhead publishing limited.
2. Die Deutsche “Bibliothek Technology: “Brewing and Malting”, Wolfgang Kunze. 2010, Bibliographic information published

### **REFERENCES**

1. “Handbook of Brewing”: Process, Technology, Markets, Hans Michael Eblinger. 2009, Wiley-VCH Verlag GmbH & Co.
2. Brewing: “New Technologies”, Charles W. Bamforth. 2006, Woodhead Pub.

**(19A27506b) COMPUTER APPLICATIONS IN FOOD INDUSTRY**  
**(OPEN ELECTIVE – I)**

**PREAMBLE**

This course covers all facets of computerization and various software's used and their usage.

**Course Objectives**

- Able to know about “The necessity of Software & their applications in Food Industries”
- Able to Implement the Programs in ‘C’ to perform various operations that are related to Food Industries.

**UNIT – I**

Computerization, Importance of Computerization in food industry and IT applications in food industries. Computer operating environments and information system for various types of food industries. Introduction to Bar charts and Pie charts & the procedure to develop bar charts and pie charts on given Data.

**Learning Outcomes:**

At the end of unit, students will be able to understand the following

- Computerization, Importance of Computerization in food industry and IT applications in food industries.
- Computer operating environments and information system for various types of food industries.
- Introduction to Barcharts and Piecharts & the procedure to develop barcharts and piecharts on given Data.

**UNIT – II**

Introduction to Software & Programming Languages, Properties, Differences of an Algorithm and Flowcharts, Advantages and disadvantages of Flowcharts & Algorithms. Introduction, Fundamentals & advantages of ‘C’. Steps in learning ‘C’ (Character set, Identifiers, Keywords) Steps in learning ‘C’ (Data types, Constants, Variables, Escape sequences).

**Learning Outcomes:**

At the end of unit, students will be able to understand the following

- Introduction to Software & Programming Languages, Properties, Differences of an Algorithm and Flowcharts
- Advantages and disadvantages of Flowcharts & Algorithms. Introduction, Fundamentals & advantages of ‘C’.
- Steps in learning ‘C’ (Character set, Identifiers, Keywords)

- Steps in learning 'C' (Data types, Constants, Variables, Escape sequences).

### **UNIT – III**

Steps in learning 'C' (Operators, Statements) Steps in learning 'C' (Header Files, Input & Output functions: Formatted I/O functions, Unformatted I/O functions). Basic Structure of a simple 'C' program. Decision Making/Control Statements. Branching, Concept of Looping & Looping statements.

#### **Learning Outcomes:**

At the end of unit, students will be able to understand the following

- Steps in learning 'C' (Operators, Statements)
- Steps in learning 'C' (Header Files, Input & Output functions: Formatted I/O functions, Unformatted I/O functions).
- Basic Structure of a simple 'C' program. Decision Making/Control Statements.
- Branching, Concept of Looping & Looping statements.

### **UNIT – IV**

Concept of Functions (Defining a function & Function Prototypes, Types of functions: Library functions & User defined functions. Concept of various types of User Defined Functions (i.e., About 4 types). Concept of Arrays & Types of Arrays (Single, Double and Multi-Dimensional Arrays). Concept of a String Library Functions.

#### **Learning Outcomes:**

At the end of unit, students will be able to understand the following

- Concept of Functions (Defining a function & Function Prototypes, Types of functions: Library functions & User defined functions.
- Concept of various types of User Defined Functions (i.e., About 4 types).
- Concept of Arrays & Types of Arrays (Single, Double and Multi-Dimensional Arrays).
- Concept of a String Library Functions.

### **UNIT – V**

Concept of Pointers, Structures & Unions. Introduction to Data Structures, Types of Data Structures (Primary & Secondary Data Structures) Concept of Linked Lists, Types of Linked Lists & Basic operations on linked Lists. Concept of Stacks & Operations on Stacks (PUSH & POP Operations) Concept of Queues and types of Queues Operations on a Queue (ENQUEUE & DEQUEUE Operations)

#### **Learning Outcomes:**



At the end of unit, students will be able to understand the following

- Concept of Pointers, Structures & Unions. Introduction to Data Structures, Types of Data Structures (Primary & Secondary Data Structures)
- Concept of Linked Lists, Types of Linked Lists & Basic operations on linked Lists.
- Concept of Stacks & Operations on Stacks (PUSH & POP Operations)
- Concept of Queues and types of Queues Operations on a Queue (ENQUEUE & Dequeue Operations)

### **Course Outcomes**

By the end of the course, the students will be able to

- know about the various steps which are related to computer and Software and their application in Food Industries
- know about the various steps which are necessary to implement the programs in 'C'

### **TEXT BOOKS**

1. Yeswanth Kanethkar, Let us 'C'
2. Balaguruswamy E., "Computer Programming in 'C'"
3. Mark Allen Waise , "Data Structures"

### **REFERENCES**

1. M. S Excel 2000, Microsoft Corporation
2. M. S. Office – Microsoft Corporation
3. Verton M.V. "Computer concepts for Agri Business", AVI Pub. Corp., West Port, USA.

(19A54506a) OPTIMIZATION TECHNIQUES  
(OPEN ELECTIVE-I)

**Course Objectives:**

The student will be able to learn:

- The basic concepts of Optimization
- The emphasis of this course is on different classical Optimization techniques linear programming and simplex algorithms.
- About optimality of balanced transportation Problems
- About Constrained and unconstrained nonlinear programming.
- About principle of optimality and dynamic programming

**UNIT – I Introduction and Classical Optimization Techniques:**

Statement of an Optimization problem – design vector – design constraints – constraint surface – objective function – objective function surfaces – classification of Optimization problems. Classical Optimization Techniques: Single variable Optimization – multi variable Optimization without constraints – necessary and sufficient conditions for minimum/maximum – multivariable Optimization with equality constraints. Solution by method of Lagrange multipliers – multivariable Optimization with inequality constraints – Kuhn – Tucker conditions – Numerical examples.

**Learning Outcomes:**

At the end of unit, students will be able to understand the following

- To know how to formulate statement of optimization problem with or without constraints
- To know about classification of single and multivariable optimization problems
- To know about necessary and sufficient conditions in defining the optimization problems
- To understand how to formulate Kuhn-Tucker conditions and to solve numerical problems

**UNIT – II Linear Programming**

Standard form of a linear programming problem – geometry of linear programming problems – definitions and theorems – solution of a system of linear simultaneous equations – pivotal reduction of a general system of equations – motivation to the simplex method – simplex algorithm – Numerical examples.

**Learning Outcomes:**

At the end of unit, students will be able to understand the following

- To know about formulation of LPP
- To know about formulations of GPP
- To understand various theorems in solving simultaneous equations

- To understand about necessity of Simplex method and to solve numerical problems

### **UNIT – III Nonlinear Programming – One Dimensional Minimization methods**

Introduction, Unimodal function, Elimination methods- Unrestricted Search, Exhaustive Search, Dichotomous Search, Fibonacci Method, Golden Section Method and their comparison; Interpolation methods - Quadratic Interpolation Method, Cubic Interpolation Method and Direct Root Methods – Numerical examples.

#### **Learning Outcomes:**

At the end of unit, students will be able to understand the following

- To know about NLP in one dimensional optimization problems
- To understand about various search methods
- To learn about various interpolation methods
- To distinguish and compare the various elimination methods with numerical examples

### **UNIT – IV Unconstrained & Constrained Nonlinear Programming**

**Unconstrained Optimization Techniques:** Introduction- Classification of Unconstrained Minimization Methods, General Approach, Rate of Convergence, Scaling of Design Variables; Direct Search methods- Random Search Methods, Grid Search Method, Pattern Directions, Powell’s Method and Simplex Method

**Constrained Optimization Techniques:** Introduction, Characteristics of a Constrained Problem, Direct Search Methods - Random Search Methods, Basic Approach in the Methods of Feasible Directions, Rosen’s Gradient Projection Method, Generalized Reduced Gradient Method and Sequential Quadratic Programming.

#### **Learning Outcomes:**

At the end of unit, students will be able to understand the following

- To distinguish between unconstrained and constrained optimization problems
- To learn about direct search methods in unconstrained NLP problems and comparison
- To understand about direct search methods in constrained NLP problems and comparison
- To do exercises for solving numerical examples of various methods

### **UNIT – V Dynamic Programming**

Dynamic programming multistage decision processes – types – concept of sub optimization and the principle of optimality – computational procedure in dynamic programming – examples illustrating the calculus method of solution - examples illustrating the tabular method of solution – Numerical examples.

#### **Learning Outcomes:**

At the end of unit, students will be able to understand the following

- To know what is DP problem?
- To know about computational procedure in solving DPP
- To know Calculus and Tabular methods of solving with numerical examples of various methods

**Course Outcomes:**

The student gets thorough knowledge on:

- Basic methods, principles in optimization
- Formulation of optimization models, solution methods in optimization
- Finding initial basic feasible solutions.
- Methods of linear and non-linear (constrained and unconstrained) programming.
- Applications to engineering problems.

**TEXT BOOKS:**

1. S. S. Rao, "Engineering optimization": Theory and practice 3rd edition, New Age International (P) Limited, 1998.
2. H.S. Kasana & K.D. Kumar, "Introductory Operations Research Springer (India)", 2004.

**REFERENCES:**

1. R Fletcher, "Practical Methods of Optimization" , 2<sup>nd</sup> Edition, Wiley Publishers, 2000.
2. Jorge Nocedal and Wright S, "Numerical Optimization Springer", 1<sup>st</sup> Edition, 1999.
3. by K.V. Mital and C. Mohan, "Optimization Methods in Operations Research and systems Analysis" 3<sup>rd</sup> Edition, New Age International (P) Limited, 1996.
4. by S.D. Sharma, "Operations Research", Kedar Nath, 2012.
5. by H.A. Taha, "Operations Research", 9<sup>th</sup> Edition, An Introduction Pearson, 2010.
6. G. Hadley, "Linear Programming", Narosa, 2002.

(19A52506a) TECHNICAL COMMUNICATION AND PRESENTATION SKILLS  
(OPEN ELECTIVE)

**Course Objectives:**

- To develop awareness in students of the relevance and importance of technical communication and presentation skills.
- To prepare the students for placements
- To sensitize the students to the appropriate use of non-verbal communication
- To train students to use language appropriately for presentations and interviews
- To enhance the documentation skills of the students with emphasis on formal and informal writing

**SYLLABUS**

**UNIT -1:**

**Basics of Technical Communication** – Introduction – Objectives & Characteristics of Technical Communication – Importance and need for Technical communication - LSRW Skills – Barriers to effective communication

**Learning Outcomes:**

At the end of the module, the learners will be able to

- Understand the importance of LSRW skills
- Identify and overcome the barriers to effective communication
- Realize the need and importance of technical communication

**UNIT -II**

**Informal and Formal Conversation** - Verbal and Non-verbal communication –Kinesics, Proxemics, Chronemics, Haptics, Paralanguage

**Learning Outcomes:**

At the end of the module, the learners will be able to

- State the difference between formal and informal conversation.
- Apply the knowledge of the difference between the verbal and non-verbal communication
- Evaluate the different aspects of non-verbal communication.

**UNIT -III**

**Written communication** – Differences between spoken and written communication – Features of effective writing –Advantages and disadvantages of spoken and written communication- Art of condensation- summarizing and paraphrasing

## **Learning Outcomes:**

At the end of the module, the learners will be able to

- Know the difference between written and spoken communication
- Apply the awareness of features of effective writing.
- Implement the understanding of summarizing and paraphrasing.

## **UNIT -IV**

**Presentation Skills** – Nature and importance of oral presentation – Defining the purpose –Analyzing the audience - Planning and preparing the presentation, organizing and rehearsing the presentation –Individual and group presentations - Handling stage fright

## **Learning Outcomes:**

At the end of the module, the learners will be able to

- State the importance of presentation skills in corporate climate.
- Analyze the demography of the audience.
- Plan, prepare and present individual and group presentations.

## **UNIT -V**

**Interview Skills** – The Interview process –Characteristics of the job interview – Pre-interview preparation techniques – Projecting the positive image – Answering Strategies

## **Learning Outcomes:**

At the end of the module, the learners will be able to

- Identify the characteristics of the job interview.
- Understand the process of Interviews.
- Develop a positive image using strategies in answering FAQs in interviews

## **Course Outcomes**

- Understand the importance of effective technical communication
- Apply the knowledge of basic skills to become good orators
- Analyze non-verbal language suitable to different situations in professional life
- Evaluate different kinds of methods used for effective presentations
- Create trust among people and develop employability skills

**TEXT BOOKS:**

1. Ashrif Rizvi, "Effective Technical Communication", TataMcGrahill, 2011
2. Meenakshi Raman & Sangeeta Sharma, "Technical Communication", 3<sup>rd</sup> Edition, O U Press 2015

**REFERENCES:**

1. Pushpalatha & Sanjay Kumar, "Communication Skills", Oxford University Press
2. Barron's/Books on TOEFL/GRE/GMAT/CAT/IELTS DELTA/Cambridge University Press.2012.
3. Butterfield Jeff, "Soft Skills for Everyone", Cengage Publications, 2011.
4. Universities Press (India) Pvt Ltd., "Management Shapers Series", Himayatnagar, Hyderabad 2008.
5. John Hughes & Andrew Mallett, "Successful Presentations" Oxford.
6. Edgar Thorpe and Showick Thorpe, "Winning at Interviews" Pearson
7. Munish Bhargava, "Winning Resumes and Successful Interviews", McGraw Hill

**(19A05504P) Computer Networks Laboratory**  
**(Common to CSE & IT)**

Course Objectives:

This course is designed to:

- Understand the different types of networks
- Discuss the software and hardware components of a network
- Enlighten the working of networking commands supported by operating system
- Impart knowledge of Network simulator 2/3
- Familiarize the use of networking functionality supported by JAVA
- Familiarize with computer networking tools.

List of Experiments

1. Study different types of Network cables (Copper and Fiber) and prepare cables (Straight and Cross) to connect Two or more systems. Use crimping tool to connect jacks. Use LAN tester to connect the cables. Install and configure Network Devices: HUB, Switch and Routers. Consider both manageable and non-manageable switches. Do the logical configuration of the system. Set the bandwidth of different ports. Install and Configure Wired and Wireless NIC and transfer files between systems in Wired LAN and Wireless LAN. Consider both adhoc and infrastructure mode of operation.
2. Work with the commands Ping, Tracert, Ipconfig, pathping, telnet, ftp, getmac, ARP, Hostname, Nbtstat, netdiag, and Nslookup
3. Use Sniffers for monitoring network communication (Ethereal)
4. Find all the IP addresses on your network. Unicast, Multicast, and Broadcast on your network.
5. Use Packet tracer software to build network topology and configure using Distance vector routing protocol.
6. Use Packet tracer software to build network topology and configure using Link State routing protocol.
7. Using JAVA RMI Write a program to implement Basic Calculator
8. Implement a Chatting application using JAVA TCP and UDP sockets.
9. Hello command is used to know whether the machine at the other end is working or not. Echo command is used to measure the round trip time to the neighbour. Implement Hello and Echo commands using JAVA.
10. Use Ethereal tool to capture the information about packets.
11. Install Network Simulator 2/3. Create a wired network using dumbbell topology. Attach agents, generate both FTP and CBR traffic, and transmit the traffic. Vary the data rates and evaluate the performance using metric throughput, delay, jitter and packet loss.



12. Create a static wireless network. Attach agents, generate both FTP and CBR traffic, and transmit the traffic. Vary the data rates and evaluate the performance using metric throughput, delay, jitter and packet loss.

13. Create a mobile wireless network. Attach agents, generate both FTP and CBR traffic, and transmit the traffic. Vary the data rates and evaluate the performance using metric throughput, delay, jitter and packet loss.

### **Course outcomes:**

Upon completion of the course, the students should be able to:

- Design scripts for Wired network simulation (L6)
- Design scripts of static and mobile wireless networks simulation (L6)
- Analyze the data traffic using tools (L4)
- Design JAVA programs for client-server communication (L6)
- Construct a wired and wireless networks using the real hardware (L3)

### **Reference Books:**

1. Shivendra S.Panwar, Shiwen Mao, Jeong-dong Ryoo, and Yihan Li, “TCP/IP Essentials A Lab-Based Approach”, Cambridge University Press, 2004.
2. Cisco Networking Academy, “CCNA1 and CCNA2 Companion Guide”, Cisco Networking Academy Program, 3<sup>rd</sup> edition, 2003.
3. Ns Manual, Available at: <https://www.isi.edu/nsnam/ns/ns-documentation.html>, 2011.

**Elloitte Rusty Harold, “Java Network Programming”, 3<sup>rd</sup> edition, O’REILLY, 2011.**

**(19A05602P) OBJECT-ORIENTED ANALYSIS DESIGN AND TESTING LAB**  
(Common to CSE & IT)

**Course Objectives:**

This course is designed to:

- Understand and define the context and the external interaction with the System
- Identify the principle objects in the system
- Develop the design models
- Familiarize with usage of open source UML Case tools
- Apply testing tools Viz. Cobertura, JMeter...

**Laboratory Experiments**

1. Initial Familiarization to a UML CASE tool such as the free tool Argo UML
2. Drawing Class diagram for a very simple problem such as the following in Argo UML and generating skeletal code in Java and C++
  - A country has a capital city
  - A dining philosopher uses a fork
  - A file is an ordinary file or a directory file
  - Files contain records
  - A class can have several attributes
  - A relation can be association or generalization
  - A polygon is composed of an ordered set of points
  - A person uses a computer language on a project
3. Use UML tool (such as Argo UML) for use case modeling for a given problem
4. Use UML tool (such as Argo UML) for development of domain model for a given problem
5. Use UML tool (such as Argo UML) to develop sequence and collaboration diagrams for a given problem [**2 Classes**]
6. Use UML tool (such as Argo UML) to develop state model for a given problem
7. Generate C++/Java skeletal code for the design solution developed for a given problem
8. Complete the skeletal code generated by UML tool (such as Argo UML) to generate complete code [**2 Classes**]
9. Perform class level testing and measure coverage using tools such as Cobertura
10. Develop integration test cases from Sequence diagram and perform integration testing.
11. Perform performance testing using tools such as JMeter

## **Course Outcomes**

Upon completion of the course, the students should be able to:

- Design use case, sequence and collaboration diagrams (L6)
- Develop the different models to document an Object-oriented design.(L3)
- Demonstrate class level and system integration testing (L2)

## **Text Book:**

1. Rajib Mall, “Fundamentals of Software Engineering”, 5th Edition, PHI, 2018 (Chapters 7 and 8)

## **Reference Books:**

1. Rumbaugh and Blaha, Object-oriented Modeling and design with UML, Pearson, 2007
2. Bernd Bruegge and, Allen H. Dutoit, Object-Oriented Software Engineering Using UML, Patterns, and Java, Pearson, 2009

**(19A52601P) ENGLISH LANGUAGE SKILLS LAB**

**Course Objectives**

- Students will be exposed to a variety of self instructional, learner friendly modes of language learning
- Students will cultivate the habit of reading passages from the computer monitor. Thus providing them with the required facility to face computer based competitive exams like gre, toefl, and gmat etc.
- Students will learn better pronunciation through stress, intonation and rhythm
- Students will be trained to use language effectively to face interviews, group discussions, public speaking
- Students will be initiated into greater use of the computer in resume preparation, report writing, format making etc

**UNIT -I**

1. Phonetics for listening comprehension of various accents - 2
2. Formal Presentations using PPT slides without Graphic Elements
3. Paraphrasing

**Learning Outcomes**

At the end of the module, the learners will be able to

- Understand different accents spoken by native speakers of English
- Make formal structured presentations on general topics using PPT slides without graphical elements
- Paraphrase short academic texts using suitable strategies and conventions

**UNIT -II**

1. Debate – 2 (Following Argument)
2. Listening to short speeches/ short stories for note-making and summarizing
3. E-mail Writing

**Learning Outcomes**

At the end of the module, the learners will be able to

- Participate in formal discussions and speak clearly on a specific topic using suitable discourse markers
- Make formal structured presentations on academic topics using ppt slides with relevant graphical elements
- Write formal emails in the standard format

## **UNIT -III**

1. Listening for Discussions
2. Group Discussions
3. Writing Persuasive/argumentative essays on general topics

### **Learning Outcomes**

At the end of the module, the learners will be able to

- Follow a discussion to identify the salient points
- Participate in group discussions using appropriate conventions and language strategies
- Produce logically coherent persuasive/argumentative essays

## **UNIT-IV**

1. Reviewing film/ book
2. Group Discussions – reaching consensus in Group Work
3. Resume Writing – Cover Letter – Applying for Internship

### **Learning Outcomes**

At the end of the module, the learners will be able to

- Judge a film or book
- Express thoughts and ideas with acceptable accuracy and fluency with a view to reach consensus in group discussions
- Prepare a cv and write a cover letter to seek internship/ job

## **UNIT –V**

1. Writing Project Reports
2. Editing Short Texts
3. Answering FAQs in Interviews

### **Learning Outcomes**

At the end of the module, the learners will be able to

- Collaborate with a partner to make effective presentations
- Understand the structure and produce an effective project report.
- Edit short texts according to different needs of the work place.

### **Course Outcomes**

- Remember and understand the different aspects of the English language proficiency with emphasis on LSRW skills
- Apply communication skills through various language learning activities
- Analyze the English speech sounds, stress, rhythm, intonation and syllable division for better listening and speaking comprehension.
- Evaluate and exhibit acceptable etiquette essential in social and professional settings
- Create awareness on mother tongue influence and neutralize it in order to improve fluency in spoken English.

## **SUGGESTED SOFTWARE:**

1. Walden Infotech English Language Communication Skills.
2. iTell- Orell Digital Language Lab
3. Digital Teacher
4. LES(Learn English Select) by British council
5. TOEFL & GRE (KAPLAN, AARCO & BARRONS, USA, Cracking GRE by CLIFFS)
6. DELTA's key to the Next Generation TOEFL Test: Advanced Skills Practice.
7. Lingua TOEFL CBT Insider, by Dreamtech
8. English Pronunciation in Use (Elementary, Intermediate, Advanced) CUP
9. Cambridge Advanced Learners' English Dictionary with CD.

## **REFERENCE BOOKS:**

The software consisting of the prescribed topics elaborated above should be procured and used.

1. Meenakshi Raman & Sangeeta Sharma, "Technical Communication" O U Press 2009.
2. Barron's Books on TOEFL/GRE/GMAT/CAT/IELTS /DELTA/Cambridge University Press.2012.
3. Butterfield Jeff, "Soft Skills for Everyone", Cengage Publications, 2011.
4. "Practice Psychometric Tests": How to familiarize yourself with genuine recruitment tests, 2012.
5. David A McMurrey & Joanne Buckely "Handbook for Technical Writing" CENGAGE Learning 2008.
6. "A Textbook of English Phonetics for Indian Students", 2<sup>nd</sup> Edition, T.Balasubramanyam. (Macmillan), 2012.
7. "A Handbook for English Laboratories", E. Suresh Kumar, P. Sreehari, Foundation Books, 2011

Note: Links provided by APSHE on LSRW, grammar and vocabulary

**(19A99501) MANDATORY COURSE: CONSTITUTION OF INDIA**

**Course Objectives :**

The objective of this course is

- To Enable the student to understand the importance of constitution
- To understand the structure of executive, legislature and judiciary
- To understand philosophy of fundamental rights and duties
- To understand the autonomous nature of constitutional bodies like Supreme Court and high court controller and auditor general of India and Election Commission of India.
- To understand the central-state relation in financial and administrative control

**Syllabus**

**UNIT-I**

Introduction to Indian Constitution – Constitution -Meaning of the term - Indian Constitution- Sources and constitutional history - Features– Citizenship – Preamble - Fundamental Rights and Duties - Directive Principles of State Policy.

**Learning Outcomes:-**

After completion of this unit student will

- Understand the concept of Indian constitution
- Apply the knowledge on directive principle of state policy
- Analyze the History and features of Indian constitution
- Learn about Preamble, Fundamental Rights and Duties

**UNIT-II**

Union Government and its Administration Structure of the Indian Union - Federalism - Centre-State relationship – President’s Role, power and position - PM and Council of ministers - Cabinet and Central Secretariat –Lok Sabha - Rajya Sabha - The Supreme Court and High Court - Powers and Functions

**Learning Outcomes:-**

After completion of this unit student will

- Understand the structure of Indian government

- Differentiate between the state and central government
- Explain the role of President and Prime Minister
- Know the Structure of supreme court and High court

### **UNIT-III**

State Government and its Administration - Governor - Role and Position -CM and Council of ministers - State Secretariat-Organization Structure and Functions

#### **Learning Outcomes:-**

After completion of this unit student will

- Understand the structure of state government
- Analyze the role of Governor and Chief Minister
- Explain the role of State Secretariat
- Differentiate between structure and functions of state secretariat

### **UNIT-IV**

Local Administration - District's Administration Head - Role and Importance - Municipalities - Mayor and role of Elected Representatives -CEO of Municipal Corporation Pachayati Raj - Functions- PRI -Zilla Parishath - Elected officials and their roles - CEO,Zilla Parishath - Block level Organizational Hierarchy - (Different departments) - Village level - Role of Elected and Appointed officials - Importance of grass root democracy

#### **Learning Outcomes:-**

After completion of this unit student will

- Understand the local Administration
- Compare and contrast district administration's role and importance
- Analyze the role of Mayor and elected representatives of Municipalities
- Learn about the role of Zilla Parishath block level organization

### **UNIT-V**

Election Commission - Election Commission- Role of Chief Election Commissioner and Election Commissionerate - State Election Commission -Functions of Commissions for the welfare of SC/ST/OBC and Women



## **Learning Outcomes:-**

After completion of this unit student will

- Know the role of Election Commission
- Contrast and compare the role of Chief Election commissioner and Commissionerate
- Analyze the role of state election commission
- Evaluate various commissions viz SC/ST/OBC and women

## **Course Outcomes:**

At the end of the course, students will be able to

- Understand historical background of the constitution making and its importance for building a democratic India.
- Understand the functioning of three wings of the government i.e., executive, legislative and judiciary.
- Understand the value of the fundamental rights and duties for becoming good citizen of India.
- Analyze the decentralization of power between central, state and local self-government
- Apply the knowledge in strengthening of the constitutional institutions like CAG, Election Commission and UPSC for sustaining democracy.

## **TEXT BOOKS**

1. Durga Das Basu, “Introduction to the Constitution of India”, Prentice – Hall of India Pvt. Ltd.. New Delhi
2. Subash Kashyap, “Indian Constitution”, National Book Trust

## **REFERENCES:**

1. J.A. Siwach, “Dynamics of Indian Government & Politics”.
2. H.M.Sreevai, “Constitutional Law of India”, 4<sup>th</sup> edition in 3 volumes (Universal Law Publication)
3. J.C. Johari, “Indian Government and Politics”, Hans India
4. M.V. Pylee, “Indian Constitution Durga Das Basu, Human Rights in Constitutional Law, Prentice”, Hall of India Pvt. Ltd.. New Delhi

## **E-RESOURCES:**

1. [nptel.ac.in/courses/109104074/8](http://nptel.ac.in/courses/109104074/8)
2. [nptel.ac.in/courses/109104045/](http://nptel.ac.in/courses/109104045/)
3. [nptel.ac.in/courses/101104065/](http://nptel.ac.in/courses/101104065/)
4. [www.hss.iitb.ac.in/en/lecture-details](http://www.hss.iitb.ac.in/en/lecture-details)
5. [www.iitb.ac.in/en/event/2nd-lecture-institute-lecture-series-indian-constitution](http://www.iitb.ac.in/en/event/2nd-lecture-institute-lecture-series-indian-constitution)

**(19A12601T) WEB TECHNOLOGIES**  
**(Common to CSE & IT)**

**Course Objectives:**

This course is designed to:

- Familiarize the tags of HTML.
- Understand different Client side Scripting.
- Learn -specific web services of server side Programming.
- Connect different applications using PHP & XML .
- Connect XHTML, Java Scripting, Servlet Programming, Java Server Pages.

**UNIT I**

**WEBSITE BASICS, HTML 5, CSS 3, WEB 2.0**

Web Essentials: Clients, Servers and Communication – The Internet – Basic Internet protocols – World wide web – HTTP Request Message – HTTP Response Message – Web Clients – Web Servers – HTML5 – Tables – Lists – Image – HTML5 control elements – Semantic elements – Drag and Drop – Audio – Video controls - CSS3 – Inline, embedded and external style sheets – Rule cascading – Inheritance – Backgrounds – Border Images – Colors – Shadows – Text – Transformations – Transitions – Animations.

**Learning Outcomes:**

At the end of the unit, students will be able to:

- Create standard tags of HTML tags and Knowing the features of designing static webpages. (L6)
- List different types of CSS to design webpage attractively. (L1)
- Utilize different tools like Adobe Dream weaver and Microsoft Frontpage.(L3)

**UNIT II**

**CLIENT SIDE PROGRAMMING**

Java Script: An introduction to JavaScript–JavaScript DOM Model-Date and Objects,-Regular Expressions- Exception Handling-Validation-Built-in objects-Event Handling - DHTML with JavaScript- JSON introduction – Syntax – Function Files – Http Request – SQL.

**Learning Outcomes:**

At the end of the unit, students will be able to:

- Explain different types of client side scripting. ( L2)
- Construct dynamic webpages using DHTML.(L6)
- Illustrate validation for webpages.(L2)

## **UNIT III**

### **SERVER SIDE PROGRAMMING**

Servlets: Java Servlet Architecture- Servlet Life Cycle- Form GET and POST actions-Session Handling- Understanding Cookies- Installing and Configuring Apache Tomcat Web Server- DATABASE CONNECTIVITY: JDBC perspectives, JDBC program example - JSP: Understanding Java Server Pages-JSP Standard Tag Library (JSTL)-Creating HTML forms by embedding JSP code.

#### **Learning Outcomes:**

At the end of the unit, students will be able to:

- Analyze the importance of Server side scripting. (L4)
- Demonstrate deployment of the application using Tomcat Server.(L2)
- Experiment with Storing and Retrieving data from JDBC. (L3)

## **UNIT IV**

### **PHP and XML**

An introduction to PHP: PHP- Using PHP- Variables- Program control- Built-in functions-Form Validation- Regular Expressions - File handling – Cookies - Connecting to Database. XML: Basic XML- Document Type Definition- XML Schema DOM and Presenting XML, XML Parsers and Validation, XSL and XSLT Transformation, News Feed (RSS and ATOM).

#### **Learning Outcomes:**

At the end of the unit, students will be able to:

- Understand how XML interacts with different applications. (L1)
- Develop PHP Programs using WAMP and XAMPP Server.(L3)
- Examine background applications using XSL and XSLT.(L4)

## **UNIT V**

### **INTRODUCTION TO AJAX and WEB SERVICES**

AJAX: Ajax Client Server Architecture-XML Http Request Object-Call Back Methods; Web Services: Introduction- Java web services Basics – Creating, Publishing, Testing and Describing a Web services (WSDL)-Consuming a web service, Database Driven web service from an application –SOAP.

#### **Learning Outcomes:**

- Explain the importance of AJAX Architecture.
- Integrate and test web services.

## Course Outcomes:

At the end of the course, the students should be able to:

- Construct a basic website using HTML and Cascading Style Sheets.(L3)
- Build dynamic web page with validation using Java Script objects and by applying different event handling mechanisms.(L6)
- Develop server side programs using Servlets and JSP.(L3)
- Construct simple web pages in PHP and represent data in XML format. (L6)
- Utilize AJAX and web services to develop interactive web applications.(L3)

## Text Books:

1. Deitel and Deitel and Nieto, —Internet and World Wide Web - How to Program, Prentice Hall, 5th Edition, 2011.
2. Web Technologies, Uttam K. Roy, Oxford Higher Education., 1<sup>st</sup> edition, 10<sup>th</sup> impression, 2015.
3. The Complete Reference PHP by Steven Holzner, MGH HILL Education, Indian Edition, 2008.

## References

1. Stephen Wynkoop and John Burke —Running a Perfect Website, QUE, 2<sup>nd</sup> Edition,1999.
2. Chris Bates, Web Programming – Building Intranet Applications, 3rd Edition, WileyPublications, 2009.
3. Jeffrey C and Jackson, —Web Technologies A Computer Science PerspectivePearson Education, 2011.
4. Gopalan N.P. and Akilandeswari J., —Web Technology, Prentice Hall of India, 2011.

(19A05603a) SYSTEMS SOFTWARE AND COMPILER DESIGN  
(Common to CSE & IT)

**Course Objectives:**

The Course is designed to:

- Understand the System Programming concepts viz. assemblers, loaders, linkers and editors
- Introduce the basic principles of the compiler construction
- Explain the Concept of Context Free Grammars, Parsing and various Parsing Techniques.
- Explore the process of intermediate code generation.
- Illustrate the process of Code Generation and various Code optimization techniques.

**Unit-I:**

**Introduction to Systems Software:** Basic Assembler functions, Machine Dependant Assembler features, Machine Independent Assembler features, Basic Loader functions, Machine Dependant Loader features, Machine Independent Loader features, Text Editors, Language processors, The Structure of a Compiler.

**A Simple Syntax-Directed Translator:** Introduction, Syntax Definition, Syntax-Directed Translation, Parsing, A Translator for Simple Expressions, Lexical Analysis, Symbol Tables, Intermediate Code Generation.

**Learning Outcomes:**

At the end of the module, the learners will be able to

- Recognize the importance of Systems software (L1)
- Identify the phases of a Compiler (L3)
- Outline the syntax rules (L2)

**Unit-II:**

**Lexical Analysis:** The Role of the Lexical Analyzer, Input Buffering, Specification of Tokens, Recognition of Tokens, The Lexical-Analyzer Generator Lex, Finite Automata, From Regular Expressions to Automata, Design of a Lexical-Analyzer Generator, Optimization of DFA-Based Pattern Matchers.

**Learning Outcomes:**

At the end of the module, the learners will be able to

- Identify the tokens in a program. (L3)
- Explain the process of lexical analysis (L2)

**Unit – III:**

**Syntax Analysis:** Introduction, Context-Free Grammars, Writing a Grammar, Bottom-Up Parsing, Introduction to LR Parsing: Simple LR, More Powerful LR Parsers, Using Ambiguous Grammars, Parser Generators.

## Learning Outcomes:

At the end of the module, the learners will be able to

- Examine the syntax of program constructs (L4)
- Evaluate the correctness of a program (L5)

## Unit – IV:

**Syntax-Directed Translation:** Syntax-Directed Definitions, Evaluation orders for SDD's, Application of SDT, SDT schemes, Implementing L-attribute SDD's.

**Intermediate Code Generation:** Variants of Syntax Trees, Three address code, Translation of Expressions, Control Flow

## Learning Outcomes:

At the end of the module, the learners will be able to

- Explain the process of syntax directed translation (L1)
- Develop intermediate code (L6)

## Unit-V:

**Code Generation:** Issues in the Design of a Code Generator, The Target Language, Addresses in the Target Code, A Simple Code Generator, Peephole Optimization, Register Allocation and Assignment, Instruction Selection by Tree Rewriting, Optimal Code Generation for Expression, Dynamic Programming Code-Generation, The Principal Sources of Optimizations.

## Learning Outcomes:

At the end of the module, the learners will be able to

- Generate code (L6)
- Create optimized code (L6)

## Course Outcomes:

Students will be able to:

- Differentiate the various phases of a compiler (L4).
- Identify the tokens and verify the code (L4)
- Design code generator (L6)
- Apply code optimization techniques (L3)
- Design a compiler for a small programming language (L6)

## Text Books :

1. Leland L. Beck, "System Software – An Introduction to Systems Programming", 3<sup>rd</sup> Edition, Pearson Education Asia, 2008.
2. Alfred V. Aho, Monica S. Lam, Ravi Sethi, Jeffrey D. Ullman, "Compilers Principles, Techniques and Tools", 2<sup>nd</sup> Edition, Pearson.

## Reference Books

1. Yunlin Su, Song Y. Yan, “Principles of Compilers”, Springer, 2012.
2. Andrew W. Appel, “Modern Compiler Implementation in JAVA”, 2<sup>nd</sup> edition, Cambridge University Press, 2004.

**(19A12602T) DATA WAREHOUSING AND DATA MINING**

**COURSE OBJECTIVES:**

- To familiarize with mathematical foundations of data mining tools.
- To introduce classical models and algorithms in data warehouses and data mining.
- To investigate the kinds of patterns that can be discovered by association rule mining, classification and clustering.
- To teach data mining techniques in various applications like social, scientific and environmental context.

**UNIT I:**

Basic Concepts – Data Warehousing Components – Building a Data Warehouse – Database Architectures for Parallel Processing – Parallel DBMS Vendors – Multidimensional Data Model – Data Warehouse Schemas for Decision Support, Concept Hierarchies -Characteristics of OLAP Systems – Typical OLAP Operations, OLAP and OLTP.

**Learning Outcomes:**

At the end of the module, the learners will be able to

- Identify the component of Data warehouse (L1)
- Create the architecture of Data warehouse (L6)
- Apply different types of OLAP operations (L3)

**UNIT II:**

Introduction to Data Mining Systems – Knowledge Discovery Process – Data Mining Techniques – Issues – applications- Data Objects and attribute types, Statistical description of data, Data Preprocessing – Cleaning, Integration, Reduction, Transformation and discretization, Data Visualization, Data similarity and dissimilarity measures.

**Learning Outcomes:**

At the end of the module, the learners will be able to

- Summarize the data processing steps (L2)
- Apply data cleaning process (L3)

**UNIT III:**

Mining Frequent Patterns, Associations and Correlations – Mining Methods- Pattern Evaluation Method – Pattern Mining in Multilevel, Multi Dimensional Space – Constraint Based Frequent Pattern Mining, Classification using Frequent Patterns.

**Learning Outcomes:**

At the end of the module, the learners will be able to



- Understand Association Rules(L2)
- Apply different Mining Methods (L3)
- Review Classification using Frequent Patterns (L2)

#### **UNIT IV:**

Decision Tree Induction – Bayesian Classification – Rule Based Classification – Classification by Back Propagation – Support Vector Machines — Lazy Learners – Model Evaluation and Selection-Techniques to improve Classification Accuracy. Clustering Techniques – Cluster analysis-Partitioning Methods – Hierarchical Methods – Density Based Methods – Grid Based Methods – Evaluation of clustering – Clustering high dimensional data- Clustering with constraints, Outlier analysis-outlier detection methods.

#### **Learning Outcomes:**

At the end of the module, the learners will be able to

- Creating Decision Tree (L6)
- Evaluate Classification techniques (L5)

#### **UNIT V: WEKA TOOL**

Datasets – Introduction, Iris plants database, Breast cancer database, Auto imports database – Introduction to WEKA, The Explorer – Getting started, Exploring the explorer, Learning algorithms, Clustering algorithms, Association–rule learners.

#### **Learning Outcomes:**

At the end of the module, the learners will be able to

- Investigate WEKA tool (L4)
- Explain learning, clustering algorithms (L2)

#### **Course Outcomes:**

Upon completion of the course, the students should be able to:

- Design a Data warehouse system and perform business analysis with OLAP tools (L6).
- Apply suitable pre-processing and visualization techniques for data analysis (L3)
- Apply frequent pattern and association rule mining techniques for data analysis (L3)
- Design appropriate classification and clustering techniques for data analysis (L6)
- Infer knowledge from raw data (L4)

#### **TEXT BOOK:**

1.Jiawei Han and Micheline Kamber, —Data Mining Concepts and Techniques, Third Edition, Elsevier, 2012.

#### **REFERENCES:**

1. Alex Berson and Stephen J. Smith, —Data Warehousing, Data Mining & OLAP, Tata McGraw – Hill Edition, 35th Reprint 2016.
2. K.P. Soman, Shyam Diwakar and V. Ajay, —Insight into Data Mining Theory and Practice, Eastern Economy Edition, Prentice Hall of India, 2006.
3. Ian H. Witten and Eibe Frank, —Data Mining: Practical Machine Learning Tools and Techniques, Elsevier, Second Edition.

**(19A12603) CRYPTOGRAPHY AND NETWORK SECURITY**  
**(Professional Elective-II)**

**Course Objectives:**

This course is designed to:

- Introduce the basic categories of threats to computers and networks
- Illustrate various cryptographic algorithms.
- Demonstrate public-key cryptosystem.
- Discuss the fundamental ideas of public-key cryptography.
- Explore Web security threats and protection mechanisms

**UNIT – I**

**Attacks on Computers and Computer Security:** Introduction, The need for security, Security approaches, Principles of security, Types of Security attacks, Security services, Security Mechanisms, A model for Network Security

**Cryptography: Concepts and Techniques:** Introduction, plain text and cipher text, substitution techniques, transposition techniques, encryption and decryption, symmetric and asymmetric key cryptography, steganography, key range and key size, possible types of attacks.

**Learning Outcomes**

At the end of the unit, students will be able to:

- Identify different types of Attacks (L3)
- Interpret various cryptography techniques (L5)
- Distinguish between cryptography and steganography (L4)

**UNIT – II**

**Symmetric key Ciphers:** Block Cipher principles & Algorithms (DES, AES, Blowfish), Differential and Linear Cryptanalysis, Block cipher modes of operation, Stream ciphers, RC4, Location and placement of encryption function, Key distribution

**Asymmetric key Ciphers:** Principles of public key cryptosystems, Algorithms (RSA, Diffie-Hellman, ECC), Key Distribution

**Learning Outcomes**

At the end of the unit, students will be able to:

- Differentiate symmetric and asymmetric ciphers (L4)
- Explain the principles of public key cryptography (L2)
- Select the appropriate cryptographic algorithm based on the requirements and applications. (L5)

## UNIT – III

**Message Authentication Algorithms and Hash Functions:** Authentication requirements, Functions, Message authentication codes, Hash Functions, Secure hash algorithm, Whirlpool, HMAC, CMAC, Digital signatures, knapsack algorithm.

### Learning Outcomes

At the end of the unit, students will be able to:

- Summarize authentication techniques (L2)
- Apply Hash algorithm for generating Digital signatures (L3)

## UNIT – IV

**E-Mail Security:** Pretty Good Privacy, S/MIME

**IP Security:** IP Security overview, IP Security architecture, Authentication Header, encapsulating security payload, combining security associations, key management.

### Learning Outcomes

At the end of the unit, students will be able to:

- Extend security for emails (L2)
- Examine IP security mechanisms (L4)

## UNIT – V

**Web Security:** Web security considerations, Secure Socket Layer and Transport Layer Security, Secure electronic transaction

**Intruders, Virus and Firewalls:** Intruders, Intrusion detection, password management, Virus and related threats, Countermeasures, Firewall design principles, Types of firewalls

**Case Studies on Cryptography and security:** Secure Inter-branch Payment Transactions, Cross site Scripting Vulnerability, Virtual Elections.

### Learning Outcomes

At the end of the unit, students will be able to:

- Design secure electronic transactions (L6)
- Explain different types of Firewalls (L2)

## Course Outcomes

Upon completion of the course, the students should be able to:

- Identify various type of vulnerabilities of a computer network (L2)
- Outline various security algorithms (L4)
- Design secure systems (L6)
- Investigate the threats and identify the solutions for threats (L4)

**TEXT BOOKS:**

1. William Stallings, "Cryptography and Network Security", 5<sup>th</sup> Edition, Pearson Education, 2011.
2. Atul Kahate, "Cryptography and Network Security", 2<sup>nd</sup> Edition, Mc Graw Hill, 2010.
3. Bernard Menezes "Network Security and Cryptography", 1<sup>st</sup>Edition, CENGAGE Learning, 2010.

**REFERENCES:**

1. C K Shyamala, N Harini, Dr T R Padmanabhan, Wiley India, "Cryptography and Network Security", 1<sup>st</sup> Edition, Wiley India Pvt Ltd, 2011.
2. ForouzanMukhopadhyay "Cryptography and Network Security", 2<sup>nd</sup> Edition , Mc Graw Hill, 2010.
3. Mark Stamp, Wiley India, "Information Security, Principles and Practice", 2<sup>nd</sup> Edition, Wiley, 2011.

**(19A05603b) MACHINE LEARNING**  
**Professional Elective-II**  
**(Common to CSE & IT)**

**Course Objectives:**

This course is designed to:

- Understand the basic theory underlying machine learning
- Formulate machine learning problems corresponding to different applications.
- Illustrate a range of machine learning algorithms along with their strengths and weaknesses
- Apply machine learning algorithms to solve problems of moderate complexity.
- Understand how Machine Learning imbibes the philosophy of Human learning.

**UNIT I**

Introduction: Learning Problems – Perspectives and Issues – Concept Learning – Version Spaces and Candidate Eliminations – Inductive bias – Decision Tree learning – Representation – Algorithm – Heuristic Space Search.

**Learning Outcomes:**

At the end of the unit, students will be able to:

- Explore how to build computer programs that improve their performance at some task through experience. (L6).
- Interpret Decision tree learning as practical methods for inductive inference. (L2)

**UNIT II**

NEURAL NETWORKS AND GENETIC ALGORITHMS: Neural Network Representation – Problems – Perceptrons – Multilayer Networks and Back Propagation Algorithms – Advanced Topics – Genetic Algorithms – Hypothesis Space Search – Genetic Programming – Models of Evolution and Learning.

**Learning Outcomes:**

At the end of the unit, students will be able to:

- Appraise artificial neural networks as one of the most effective learning methods currently known to interpret complex real-world sensor data,. (L5).
- Illustrates the use of the genetic algorithm approach, and examine the nature of its hypothesis space search.(L2)

## UNIT III

**BAYESIAN AND COMPUTATIONAL LEARNING:** Bayes Theorem – Concept Learning – Maximum Likelihood – Minimum Description Length Principle – Bayes Optimal Classifier – Gibbs Algorithm – Naïve Bayes Classifier – Bayesian Belief Network – EM Algorithm – Probability Learning – Sample Complexity – Finite and Infinite Hypothesis Spaces – Mistake Bound Model.

### **Learning Outcomes:**

At the end of the unit, students will be able to:

- Illustrate the principles of Probability for classification as an important area of Machine Learning Algorithms. (L2)
- Analyze sample complexity and computational complexity for several learning Problems (L4)

## UNIT IV

**INSTANCE BASED LEARNING:** K- Nearest Neighbor Learning – Locally weighted Regression – Radial Bases Functions – Case Based Learning.

### **Learning Outcomes:**

At the end of the unit, students will be able to:

- Infer that the Instance based algorithms can be used to overcome memory complexity and overfitting problems. (L2).

## UNIT V

**ADVANCED LEARNING :** Learning Sets of Rules – Sequential Covering Algorithm – Learning Rule Set – First Order Rules – Sets of First Order Rules – Induction on Inverted Deduction – Inverting Resolution – Analytical Learning – Perfect Domain Theories – Explanation Base Learning – FOCL Algorithm – Reinforcement Learning – Task – Q-Learning – Temporal Difference Learning

### **Learning Outcomes:**

At the end of the unit, students will be able to:

- Infer that the combined methods outperform both purely inductive and purely analytical learning methods. (L2)
- Recognize the importance of Reinforcement Learning in the industry.

## Course Outcomes:

Upon completion of the course, the students should be able to:

- Identify machine learning techniques suitable for a given problem. (L3)
- Solve the real world problems using various machine learning techniques. (L6 )
- Apply Dimensionality reduction techniques for data preprocessing. (L3)
- Explain what is learning and why it is essential in the design of intelligent machines. (L2)
- Implement Advanced learning models for language, vision, speech, decision making etc. (L1)

## Text Books:

- 1) T.M. Mitchell, “Machine Learning”, McGraw-Hill, 1997.

## Reference Books:

- 1) Ethern Alpaydin, “Introduction to Machine Learning”, MIT Press, 2004.
- 2) Stephen Marsland, “Machine Learning -An Algorithmic Perspective”, Second Edition, Chapman and Hall/CRC Machine Learning and Pattern Recognition Series, 2014.
- 3) Andreas C. Müller and Sarah Guido “Introduction to Machine Learning with Python: A Guide for Data Scientists”, O'Reilly.

## e-Resources:

- 1) Andrew Ng, “Machine Learning Yearning” <https://www.deeplearning.ai/machine-learning-yearning/>
- 2) Shai Shalev-Shwartz , Shai Ben-David, “Understanding Machine Learning: From Theory to Algorithms” , Cambridge University Press  
<https://www.cse.huji.ac.il/~shais/UnderstandingMachineLearning/index.html>



**(19A05603c) DESIGN PATTERNS**

**Professional Elective-II**  
**(Common to CSE & IT)**

**Course Objectives:**

This course is designed to:

- Understand design patterns and their underlying objects oriented concepts.
- Learn the day-to-day problems faced by object-oriented designers and how design patterns solve them
- Provide an interface for creating families of related objects without specifying their concrete classes.
- To know the consequences of combining patterns on the overall quality of a system.

**UNIT-I**

**Introduction to Design Patterns**

Design Pattern Definition, Design Patterns in Small Talk MVC, Describing Design Patterns, Catalog of Design Patterns, Organizing the Catalog, Solving of Design Problems using Design Patterns, Selection of a Design Pattern, Use of Design Patterns.

**Learning Outcomes:**

At the end of the unit, students will be able to:

- Develop design patterns in Small Talk MVC (L6).
- How to select and use a Design Pattern (L1).
- Solve problems using design patterns (L3).

**UNIT-II**

**Designing A Document Editor: A Case Study**

Design problems, Document structure, Formatting, Embellishing the User Interface, Supporting Multiple Look and Feel standards, Supporting Multiple Window Systems, User Operations, Spelling Checking and Hyphenation. Creational Patterns: Abstract Factory, Builder, Factory Method, Prototype, Singleton, Discussion of Creational Patterns.

**Learning Outcomes:**

At the end of the unit, students will be able to:

- Apply eight different patterns to Lexi's design. (L3).
- Specify the kinds of objects to create new objects using prototype(L4).

**UNIT-III**

**Structural Patterns-1:** Adapter, Bridge, Composite.

**Structural Patterns-2:** Decorator, Facade, Flyweight, Proxy, Discuss of Structural Patterns.

**Learning Outcomes:**

At the end of the unit, students will be able to:

- Understand structural patterns (L2).
- Explain adapter, bridge and composite structural patterns (L2).
- Create decorator, facade, flyweight and proxy structural patterns (L6).

#### **UNIT-IV**

Behavioral Patterns-1: Chain of Responsibility, Command, Interpreter, Iterator.

Behavioral Patterns-2: Mediator, Memento, Observer.

#### **Learning Outcomes:**

At the end of the unit, students will be able to:

- Define behavioral patterns (L1).
- Demonstrate object scope behavioral patterns (L2).
- Justify description for different types of behavioral patterns (L5).

#### **UNIT-V**

Behavioral Patterns-2(cont'd): State, Strategy, Template Method, Visitor, and Discussion of Behavioral Patterns.

What to Expect from Design Patterns, a Brief History. The Pattern Community An Invitation, A Parting Thought.

#### **Learning Outcomes:**

At the end of the unit, students will be able to:

- Identify behavioural patterns (L6).
- Justify different types of behavioural patterns (L5).
- Determine community for patterns (L4).

**Course Outcomes:**

Upon completion of the course, the students should be able to:

- Develop own way of working with design patterns. (L6).
- Critique well-known design patterns (L5).
- Distinguish different categories of design patterns (L4).
- Apply common design patterns to incremental/iterative development (L3).
- Identify appropriate patterns for solving a given problem (L3).

**TEXT BOOK:**

1. Erich Gamma, “Design Patterns”, Pearson Education.

**REFERENCE BOOKS:**

1. Mark Grand, “Pattern’s in JAVA” , Vol-I, Wiley DreamTech.
2. Mark Grand, “Pattern’s in JAVA”, Vol-II By, Wiley DreamTech.
3. Mark Grand, “JAVA Enterprise Design Patterns”, Vol-III, Wiley DreamTech.
4. Buschmann & others, “Pattern Oriented Software Architecture”, John Wiley & Sons.

(19A01604a) INDUSTRIAL WASTE AND WASTE WATER MANAGEMENT  
OPEN ELECTIVE-II

**Course Objectives:**

- To teach Health and Environment Concerns in waste water management
- To teach material balance and design aspects of the reactors used in waste water treatment.
- To impart knowledge on selection of treatment methods for industrial waste water
- To teach common methods of treatment in different industries
- To provide knowledge on operational problems of common effluent treatment plant

**UNIT –I**

**Industrial water Quantity and Quality requirements:**

Boiler and cooling waters–Process water for Textiles, Food processing, Brewery Industries, power plants, fertilizers, sugar mills Selection of source based on quality, quantity and economics. Use of Municipal wastewater in Industries – Adsorption, Reverse Osmosis, Ion Exchange, Ultra filtration, Freezing, Elutriation, Removal of Colour, Odour and Taste.

**Learning Outcomes:**

At the end of the unit, students will be able to:

- Learn the procedures for assessment of quality of Industrial water
- Suggest different processes of handling waste water

**UNIT –II**

**Basic theories of Industrial Wastewater Management:** Industrial waste survey - Measurement of industrial wastewater Flow-generation rates – Industrial wastewater sampling and preservation of samples for analysis - Wastewater characterization-Toxicity of industrial effluents-Treatment of wastewater-unit operations and processes-Volume and Strength reduction – Neutralization and Equalization, Segregation and proportioning-recycling, reuse and resources recovery

### **Learning Outcomes:**

At the end of the unit, students will be able to:

- Measure industrial waste water flow
- Characterize waste water
- Suggest techniques for treatment of waste water.

### **UNIT –III**

**Industrial wastewater disposal management:** Discharges into Streams, Lakes and oceans and associated problems, Land treatment - Common Effluent Treatment Plants: advantages and suitability, Limitations and challenges- Recirculation of Industrial Wastes- Effluent Disposal Method

### **Learning Outcomes:**

At the end of the unit, students will be able to:

- Understand options for waste water disposal.
- Explain functioning of common effluent treatment plants

### **UNIT – IV**

**Process and Treatment of specific Industries-1:** Manufacturing Process and origin, characteristics, effects and treatment methods of liquid waste from Steel plants, Fertilizers, Textiles, Paper and Pulp industries, Oil Refineries, Coal and Gas based Power Plants

### **Learning Outcomes:**

At the end of the unit, students will be able to:

- Understand the character of waste water from Steel plants and refineries
- Suggest suitable waste water treatment techniques

### **UNIT – V**

**Process and Treatment of specific Industries-2:** Manufacturing Process and origin, characteristics, effects and treatment methods of liquid waste from Tanneries, Sugar Mills, Distillers, Dairy and Food Processing industries, Pharmaceutical Plants

### **Learning Outcomes:**

At the end of the unit, students will be able to:

- Understand the character of waste water from tanneries and distilleries
- Suggest suitable waste water treatment techniques

**Course Outcomes:**

Upon the successful completion of this course, the students will be able to:

- Design treatment methods for any industrial wastewater.
- Examine the manufacturing process of various industries.
- Assess need for common effluent treatment plant for an industry
- Test and analyze BOD, COD, TSS and MPN in waste water.

**TEXT BOOK**

1. M. N. Rao and A. K. Dutta, “Wastewater Treatment”, Oxford & IBH, New Delhi.
2. K.V. S. G. Murali Krishna, “Industrial Water and Wastewater Management”.

**REFERENCES**

1. A. D. Patwardhan, “Industrial Wastewater treatment”, PHI Learning, Delhi
2. Metcalf and Eddy Inc., “Wastewater Engineering”, Tata McGraw Hill co., New Delhi.
3. G. L. Karia & R.A. “Christian Wastewater Treatment- Concepts and Design Approach”, Prentice Hall of India.

**(19A01604b) BUILDING SERVICES AND MAINTAINANCE**  
**OPEN ELECTIVE-II**

**Course Objectives:**

- To impart knowledge in concepts of building maintenance
- To insist the student to observe various practices of good building maintenance
- To teach the importance safety in buildings
- To demonstrate the use of ventilation in buildings.
- To give the list of different types of machineries in buildings

**UNIT – I**

**PLUMBING SERVICES:** Water supply system- fixing of pipes in buildings – maintenance of buildings- water meters-sanitary fittings-design of building drainage- gas supply systems

**Learning Outcomes:**

At the end of the unit, students will be able to:

- Understand water supply system
- Understand the building drainage system.

**UNIT – II**

**VENTILATION:** Necessity of ventilation – functional requirements – systems of ventilation-natural ventilation-artificial ventilation-air conditioning-systems of air conditioning-essentials of air conditioning-protection against fire caused by air conditioning systems.

**Learning Outcomes:**

At the end of the unit, students will be able to:

- Understand concepts of ventilation
- Understand concepts of air conditioning

### **UNIT – III**

**THERMAL INSULATION:** Heat transfer system-thermal insulating materials-methods of thermal insulation-economics of thermal insulation-thermal insulation of exposed walls, doors, windows and roofs.

#### **Learning Outcomes:**

At the end of the unit, students will be able to:

- Understand methods of insulation
- Understand materials of insulation

### **UNIT – IV**

**FIRE SAFETY:** Causes of fire in buildings-fire safety regulations-characteristics of fire resisting materials- fire resistant construction-heat and smoke detectors-fire alarms-fire fighting pump and water storage.

#### **Learning Outcomes:**

At the end of the unit, students will be able to:

- Understand safety regulations of fire system
- Know about the implementation and usage of various fire resistant materials in building construction

### **UNIT – V**

**MACHINERIES IN BUILDINGS:** Lifts-essential requirements-design considerations-escalators-essential requirements-electrical installations in buildings-lighting in buildings-methods of electrical wiring-earthing

#### **Learning Outcomes:**

At the end of the unit, students will be able to:

- Understanding of different machineries of buildings
- Understanding of electrical installation of buildings



**Course Outcomes:**

Student will be able to understand

- Concepts of plumbing, drainage system and gas supply system
- Concepts of ventilation and air conditioning
- Concepts of thermal insulation and economics of thermal insulation
- Concepts of fire safety in buildings and fire resistant construction
- Concepts of different machineries of buildings

**TEXT BOOKS:**

1. B.C.Punmia, Er. Ashok K Jain, Arun K Jain “Building construction”, Laxmi publications pvt.ltd. New Delhi.
2. Janardhan Jah, S.K Sinha, “Building construction”, Khanna publishers
3. Rangwala, “Building construction”, Charoathar publishing house.

**REFERENCE BOOKS:**

1. David V Chaddrton, “Building services engineering”, Outledge
2. P.C Varghees “Building construction”, Printice hall india

(19A02604a) INDUSTRIAL AUTOMATION  
OPEN ELECTIVE-II

**Course Objectives:**

- To understand the basic concepts of Automation
- To understand the concepts of automation cycle and hardware components
- To gain knowledge about pneumatic and hydraulic devices
- To understand the concepts of sensors and actuators
- To know the use of Robotics used in industries automation

**UNIT -I:**

**Introduction to Automation**

Definition and fundamentals of automation, reasons for Automating, basic elements of an automated system: Power, Program and control system, safety, maintenance & repair diagnosis, error detection and recovery, Automation principles and strategies: USA principle, strategies of automation and production system, automation migration strategy

**Learning Outcomes:**

At the end of the unit, students will be able to:

- To understand the fundamental concepts of automation and its basic elements
- To understand system safety requirements
- To understand about maintenance and repair strategies
- To know about production system automation

**UNIT- II:**

**Mechanization and Automation**

Basic principles of Mechanization and automation, product cycle, hard Vs flexible automation, Capital-intensive Vs low cost automation. Types of systems-mechanical, electrical, hydraulic, pneumatic and hybrid systems, Automation using CAMS, Geneva mechanisms, gears etc.

Assembly line Automation: automated assembly systems, transfer systems, vibratory bowl feeders, non-vibratory feeders, part orienting, feed track, part placing & part escapement systems. Introduction to Material storage/ handling and transport systems, and its automation using AS/RS, AGVS and conveyors etc.

**Learning Outcomes:**

At the end of the unit, students will be able to:

- To know about how to analyse the various automation methods
- To know about assembling and placing of various parts

- To distinguish between mechanization and automation of systems
- To know about material storage, handling and automation using various approaches

### **UNIT -III:**

#### **Pneumatics and hydraulics**

Hydraulic and pneumatic devices-Different types of valves, Actuators and auxiliary elements in Pneumatics & hydraulics , their applications and use of their ISO symbols. Synthesis and design of circuits (up to 3 cylinders)–pneumatic, electro pneumatics and hydraulics. Design of Electro-Pneumatic Circuits using single solenoid and double solenoid valves; with and without grouping.

#### **Learning Outcomes:**

At the end of the unit, students will be able to:

- To know design of various pneumatic and hydraulic components
- To understand about synthesis and design of Pneumatic circuits
- To understand about electro pneumatic circuits
- To design using various solenoid valves with and without grouping

### **UNIT -IV:**

#### **Sensors & Actuators Sensors**

Selection of sensors (Displacement, temperature, acceleration, force /pressure) based on static and dynamic characteristics. Interfacing: Concept of interfacing, bit accuracy and sampling speed, amplifying electronics, and microcontroller. Actuators: Principle and selection of electro mechanical actuators (1) DC motors (2) Stepper Motors (3) Solenoid Actuators (4) Servo Motors (5) BLDC

#### **Learning Outcomes:**

At the end of the unit, students will be able to:

- To know about selection of sensors and actuators based on dynamic characteristics
- To understand about necessity of interfacing sensors with Microcontroller
- To understand principle and selection of actuators
- To apply various electro mechanical actuators to certain machines

### **UNIT- V:**

#### **Robots and their applications**

Introduction to robots, Types, Classifications, Selection of robots, Robot Degrees of freedom, Robot configuration, Accuracy and repeatability, Specification of a robot, Robot feedback controls: Point to point

control and Continuous path control, Control system for robot joint, Adaptive control, Drives and transmission systems, End effectors, Industrial robot applications of robots

### **Learning Outcomes:**

At the end of the unit, students will be able to:

- To know about Robots, classification, selection and specifications
- To understand the use of robotics in industrial applications
- To know about various feedback controls of Robot
- To understand how adaptive control strategies can be used in Robots

### **Course Outcomes:**

1. Understand the basic concepts of Industrial automation
2. Design and analysis of automation methods, placing and assembling of various parts
3. Design of various processing and control circuits using pneumatic and hydraulic elements
4. Selection of sensors based on the industrial application
5. Role of robotics in industrial applications

### **TEXT BOOKS:**

1. Stamatios Manesis and George Nikolakopoulos, "Introduction to Industrial Automation", CRC Press, 2018.
2. Frank Lamb, "Industrial Automation", Hands on, Mc Graw Hill Education, 2013.

### **REFERENCES:**

1. Richerd L. Shell and Ernest L. Hall, "Hand Book of Industrial Automation", CRC Press, 2000.

(19A02604b) SYSTEM RELIABILITY CONCEPTS  
(OPEN ELECTIVE-II)

**Course Objectives:**

To make the students learn about:

- The Basic concepts, rules for combining probabilities of events, failure density and distribution functions.
- Evaluation of network Reliability / Unreliability and types of redundancies.
- Evaluation of network Reliability / Unreliability using conditional probability method.
- Expected value and standard deviation of Exponential distribution and Measures of reliability.
- Evaluation of Limiting State Probabilities of one, two component repairable models.

**UNIT-I:**

**Basic Probability Theory**

Basic concepts – Rules for combining Probabilities of events – Failure Density and Distribution functions – Bernoulli's trials – Binomial distribution – Expected value and standard deviation for binomial distribution – Examples

**Learning Outcomes:**

At the end of the unit, students will be able to:

- To know about basic rules for probabilities of events
- To distinguish between pdf and cdf
- Get detailed information about Probability of failure density and distribution functions
- Obtain the expected value and standard deviation for binomial distribution.

**UNIT-II:**

**Network Modeling and Reliability Evaluation**

Basic concepts – Evaluation of network Reliability / Unreliability – Series systems, Parallel systems, Series - Parallel systems, partially redundant systems – Types of redundancies - Evaluation of network Reliability / Unreliability using conditional probability method – Paths based and Cutset based approach – complete event tree and reduced event tree methods - Examples.

**Learning Outcomes:**

At the end of the unit, students will be able to:

- How to find the Probability of success and failures of network using different approaches for series-parallel configurations.

- Classification of redundancies.
- To find reliability / unreliability of complex systems using different methods
- Comparison of approaches to solve probability index of SISO system

### **UNIT-III:**

#### **Time Dependent Probability**

Basic concepts – Reliability functions  $f(t)$ ,  $Q(t)$ ,  $R(t)$ ,  $h(t)$  – Relationship between these functions – Bath tub curve – Exponential failure density and distribution functions - Expected value and standard deviation of Exponential distribution – Measures of reliability – MTTF, MTTR, MTBF – Evaluation of network reliability / Unreliability of simple Series, Parallel, Series-Parallel systems - Partially redundant systems - Evaluation of reliability measure – MTTF for series and parallel systems – Examples.

#### **Learning Outcomes:**

At the end of the unit, the student will be able to

- Understand the concepts of time domain functions and relationship between them.
- Obtain the expected value and standard deviation for exponential distribution.
- Obtain the values of probabilistic measures for series and parallel configurations.
- To obtain probabilistic measures for fully redundant and partially redundant configurations

### **UNIT-IV:**

#### **Discrete Markov Chains & Continuous Markov Processes**

**Markov Chains:** Basic concepts – Stochastic transitional Probability matrix – time dependent probability evaluation – Limiting State Probability evaluation – Absorbing states.

**Markov Processes:** Modeling concepts – State space diagrams – time dependent reliability evaluation of single component repairable model – Evaluation of Limiting State Probabilities of one, two component repairable models – Frequency and duration concepts – Frequency balance approach - Examples.

#### **Learning Outcomes:**

At the end of the unit, the student will be able to

- Understand the concepts of Stochastic Transitional Probability Matrix, Limiting State Probability
- To know about evaluation for one and two component repairable models.
- Understand the concept of Frequency balance approach.
- To distinguish between Markov chains and Markov processes

### **UNIT-V:**

#### **Multi Component & Approximate System Reliability Evaluation**

Recursive relation for evaluation of equivalent transitional rates– cumulative probability and cumulative frequency and ‘n’ component repairable model – Series systems, Parallel systems, Basic probability indices – Series, Parallel systems – Complex Systems– Cutset approach – Examples.

### **Learning Outcomes:**

At the end of the unit, the student will be able to

- Understand the concepts of recursive relation for evaluation of equivalent transitional rates.
- Obtain the cumulative probability and cumulative frequency for different systems
- To know about computation of basic probability indices for series, parallel configurations
- To know how to evaluate basic probability indices using cut set approach

### **Course Outcomes:**

After completing the course, the student should be able to do the following:

- Understand the concepts for combining Probabilities of events, Bernoulli’s trial, and Binomial distribution.
- Network Reliability/Unreliability using conditional probability, path and cutset based approach, complete event tree and reduced event tree methods.
- Understanding Reliability functions and to develop relationship between these functions, expected value and standard deviation of Exponential distribution and measures of reliabilities.
- Analyze the time dependent reliability evaluation of single component repairable model, frequency and duration concepts, Frequency balance approach.
- Recursive relation for evaluation of equivalent transitional rates, cumulative probability and cumulative frequency and ‘n’ component repairable model.

### **Text Books:**

1. Roy Billinton and Ronald N. Allan, “Reliability Evaluation of Engineering Systems”, Reprinted in India B. S. Publications, 2007.
2. E. Balagurusamy, “Reliability Engineering”, Tata McGraw Hill, 2003.

### **Reference Books:**

1. E. E. Lewis , “Introduction to Reliability Engineering” Wiley Publications.
2. Charles E. Ebeling, “Reliability and Maintainability Engineering”, Tata McGraw Hill, 2000.
3. by Ajit Kumar Verma, Srividya Ajit and Durga Rao Karanki, Springer, “Reliability and Safety Engineering” 2<sup>nd</sup> edition, 2016.
4. Rausand and Arnljot Hoyland, “System Reliability Theory Marvin”, Wiley Publications.

**(19A03604a) INTRODUCTION TO MECHATRONICS**  
**OPEN ELECTIVE**

**Course Objectives:**

- Familiarize the technologies behind modern mechatronic systems.
- Explain fundamentals for the development of fully automated system.
- Develop a robotic or automated systems focusing on the hardware and software integration.
- Demonstrate the development and design of mechatronic system and MEMS.

**UNIT – I**

**Introduction:** Definition of Mechatronics, Need for Mechatronics in Industry, Objectives of mechatronics, mechatronics design process, Mechatronics key elements, mechatronics applications – Computer numerical control (CNC) machines, Tool monitoring systems, Flexible manufacturing system (FMS), Industrial Robots, Automatic packaging systems, Automatic inspection systems.

**Learning Outcomes:**

At the end of the unit, the student will be able to

- Explain the role of mechatronics in industry.(12)
- Identify the application of mechatronics in automation industry.(13)

**UNIT – II**

**Sensors:** Static characteristics of sensors, Displacement, Position and Proximity sensors, Force and torque sensors, Pressure sensors, Flow sensors, Temperature sensors, Acceleration sensors, Level sensors, Light sensors, Smart material sensors, Micro and Nano sensors, Selection criteria for sensors.

**Learning Outcomes:**

At the end of the unit, the student will be able to

- Classify various types of sensors. (12)
- Choose sensors for particular application. (13)
- Measure different quantity's using sensors. (14)

**UNIT – III**

**Actuators:** Mechanical, Electrical, Hydraulic and Pneumatic Actuation systems, Characteristics and their limitations, Design of Hydraulic and Pneumatic circuits, Piezoelectric actuators, Shape memory alloys, Selection criteria for actuators.

**Learning Outcomes:**

At the end of the unit, the student will be able to



- Classify various actuation systems. (L2)
- Choose the criterion for different actuators. (L1)

#### **UNIT – IV**

**Microprocessors, Microcontrollers and Programmable Logic Controllers:** Architecture of of Microprocessor, Microcontroller and Programmable Logic Controller, PLC Programming using ladder diagrams, logics, latching, sequencing, timers relays and counters, data handling, Analog input/output, selection of controllers.

##### **Learning Outcomes:**

At the end of the unit, the student will be able to

- Understand the architecture of microprocessors, microcontrollers and PLC. (L2)
- Formulate various programs using PLC. (L6)

#### **UNIT – V**

Design of mechatronics systems, Mechatronics design elements, Traditional mechatronics systems, Embedded systems, Procedure for designing a mechatronic systems.

##### **Learning Outcomes:**

At the end of the unit, the student will be able to

- Understanding design of mechatronics . (L2)
- Various Mechatronics systems. (L4)
- Design Aspects of Mechatronic systems. (L2)

## **Course Outcomes**

Upon successful completion of this unit, the student will be able to:

- Explain mechatronics systems in industry. (12)
- Identify mechatronic systems encountered in practice. (13)
- Examine the components of a typical mechatronic system. (14)
- Compare the various techniques used for development of mems. (14)
- Develop programs using plc. (16)

## **Text books:**

1. Er R. Rajput, “ A Text book of Mechatronics”, S.Chand,2<sup>nd</sup> edition-2016.
2. James J Allen, “Micro Electro Mechanical Systems Design”, CRC Press Taylor & Francis group, 2005.

## **Reference Text books:**

1. WBolton, “Mechatronics Electronics Control Systems in Mechanical and Electrical Engineering”, 3<sup>rd</sup> edition, Pearson Education Press, 2005.
2. Devadas Shetty and Richard A Kolk, “Mechatronic System Design”, 2<sup>nd</sup> edition, Cengage learning, 2010.
3. Clarence W. de Silva, “Mechatronics an Integrated Approach”, CRC Press, 2004.
4. Ganesh S Hedge, “Mechatronics”, Jones & Bartlett Learning, 2010.

(19A03604b) OPTIMIZATION TECHNIQUES THROUGH MATLAB  
OPEN ELECTIVE-II

**Course Objectives**

- Introduce basics of MATLAB
- Familiarize the fundamentals of optimization
- Explain single variable optimization using various methods
- Implement multi variable optimization using various methods
- Train various evolutionary algorithms.

**UNIT -I**

**Introduction to MAT LAB:** Overview, MATLAB Preliminaries, Basics of MATLAB, Beyond the Basics of MATLAB, Popular Functions and Commands, Plotting using MATLAB, Optimization with MATLAB.

**Learning Outcomes:**

After completion of this unit, students will be able to

- Write simple codes in MATLAB. (L3)
- Plot the data using MATLAB. (L3)
- Implement optimization models in MATLAB. (L3)

**UNIT -II**

**Introduction to Optimization:** Statement of an optimization problem, Classifications of optimization Problems: Single variable optimization, Multi variable optimization with no constraints, Multi variable optimization with equality constraints, Multi variable optimization with inequality constraints, Convex and Concave programming.

**Learning Outcomes:**

After completion of this unit, students will be able to

- Build optimization problem. (I1)
- Solve various optimization problems(13)
- Compare convex and concave programming (14)

**UNIT -III**

**Single Variable Optimization:** Finite difference method, Central difference method, Runge-Kutta method, interval halving method, golden section method with MATLAB code.

**Learning Outcomes:**

After completion of this unit, students will be able to

- Understand various methods involving single variable optimization. (12)
- Develop codes in matlab for different methods. (13)

- Identify methods for solving a single variable optimization problem. (13)

#### **UNIT- IV**

**Multi Variable Optimization:** Conjugate gradient method, Newton's method, Powell's method, Fletcher-Reeves method, Hook and Jeeves method, interior penalty function with MATLAB code.

#### **Learning Outcomes:**

After completion of this unit, students will be able to

- Apply various methods involving multi variable optimization. (12)
- Develop codes in matlab for solving various multi variable optimization problems. (13)
- Choose methods for solving a multi variable optimization problem. (13)

#### **UNIT -V**

**Evolutionary Algorithms:** Overview, Genetic Algorithms: Basics of Genetic Algorithms, Options in MATLAB, Multi Objective Optimization using Genetic Algorithms, Ant Colony Optimization, Simulated Annealing, Particle Swarm Optimization.

#### **Learning Outcomes:**

After completion of this unit, students will be able to

- Apply different types of genetic algorithms. (13)
- Model optimization problems using genetic algorithms in matlab. (13)
- Compare different genetic algorithms for performance. (15)

#### **Course Outcomes:**

After completion of this course the student can be able to

- Use optimization terminology and concepts, and understand how to classify an optimization problem.(14)
- Apply optimization methods to engineering problems.(13)
- Implement optimization algorithms.(13)
- Compare different genetic algorithms. (15)
- Solve multivariable optimization problems. (14)

#### **TEXT BOOKS:**

1. Rao V.Dukkipati, MATLAB: “An Introduction with Applications”, Anshan, 2010.
2. Achille Messac, “Optimization in practice with MATLAB”, Cambridge University Press, 2015.
3. Jasbir S Arora, “Introduction to optimum design”, 2<sup>nd</sup> edition. Elsevier, 2004.

## **REFERENCES:**

1. Cesar Perez Lopez, "MATLAB Optimization Techniques", Academic press, Springer publications, 2014.
2. Steven C.Chapra, "Applied Numerical Methods with MATLAB for Engineers and scientists": 4<sup>th</sup> edition, McGraw-Hill Education, 2018.

(19A04604a) **BASICS OF VLSI  
OPEN ELECTIVE-II**

**Course Objectives:**

The objectives of the course are to

- Learn and Understand IC Fabrication process steps required for various MOS circuits
- Understand and Experience VLSI Design Flow
- Learn Transistor-Level CMOS Logic Design
- Understand VLSI Fabrication and Experience CMOS Physical Design
- Learn to Analyze Gate Function and Timing Characteristics

**UNIT – I**

**Introduction:** Introduction to MOS Technology – MOS, PMOS, NMOS, CMOS and BiCMOS technologies, fabrication fundamentals: Oxidation, Lithography, Diffusion, Ionimplantation, Metallization and Encapsulation.

**Basic Electrical Properties:** Basic Electrical Properties of MOS, CMOS and BiCMOS Circuits,  $I_{DS}$ - $V_{DS}$  relationships, MOS transistor threshold Voltage,  $g_m$ ,  $g_{ds}$ , figure of merit  $\omega_0$ , Pass transistor, NMOS inverter, Various pull - ups, Determination of pull-up to pulldown ratio ( $Z_{pu} / Z_{pd}$ ), CMOS Inverter analysis and design, BiCMOS inverters, Latch-up in CMOS circuits.

**Learning Outcomes:**

After completion of this unit, students will be able to

- Demonstrate a clear understanding of CMOS fabrication flow and technology scaling (L2)
- Analyze the electrical properties of MOS and BiCMOS circuits (L3)
- Design MOSFET based logic circuit (L4)

**UNIT – II**

**VLSI Circuit Design Processes:** VLSI Design Flow, MOS Layers, Stick Diagrams, Design Rules and Layouts, Lambda based design rules, Contact cuts, CMOS Lambda based design rules, Layout Diagrams for logic gates, Transistor structures, wires and vias, Scaling of MOS circuits- Scaling models, scaling factors, scaling factors for device parameters, Limitations of Scaling.

**Learning Outcomes:**

After completion of this unit, students will be able to

- Understand the design rules and layout diagram for logic gates, limitations of scaling (L1)

- Draw the Layout of simple MOS circuit using Lambda based design rules (L2)

### UNIT – III

**Gate Level Design and Layout:** Architectural issues, Switch logic networks: Gate logic, Alternate gate circuit: Pseudo-NMOS Dynamic CMOS logic. Basic circuit concepts, Sheet Resistance  $R_s$  and its concept to MOS, Area Capacitance Units, Calculations, The delay unit  $T$ , Inverter Delays, Driving large Capacitive Loads, Wiring Capacitances, Fan-in and fan-out, Choice of layers

#### Learning Outcomes:

After completion of this unit, students will be able to

- Apply basic circuit concepts to MOS circuits. (L2)
- Estimate the propagation delays in CMOS circuits (L3).

### UNIT – IV

**Subsystem Design:** Subsystem Design, Shifters, Adders, ALUs, Multipliers: Array multiplier, Serial Parallel multiplier, Parity generator, Comparators, Zero/One Detectors, Up/Down Counter, Memory elements: SRAM, DRAM, ROM, Serial Access Memories.

#### Learning Outcomes:

After completion of this unit, students will be able to

- Apply the Lambda based design rules for subsystem design (L2)
- Design of Adders, Multipliers and memories etc (L4)
- Design digital systems using MOS circuits (L4)

### UNIT – V

**Semiconductor Integrated Circuit Design:** PLDs, FPGAs, CPLDs, Standard Cells, Programmable Array Logic, Programmable Logic Array Design Approach.

#### Learning Outcomes:

After completion of this unit, students will be able to

- Analyze various architectures and device technologies of PLDs (L3)
- Design simple logic circuit using PLA, PAL, FPGA and CPLD. (L4)

#### Course Outcomes:

- Learn the basic fabrication process of MOS transistors, study CMOS inverter circuits, basic circuit concepts such as Sheet Resistance, Area Capacitance and Delay calculation, Field programmable gate arrays and realization techniques, CPLDs and FPGAs for implementing the various logic functions.

- Apply CMOS technology-specific layout rules in the placement and routing of transistors and interconnect, and to verify the functionality.
- Analyze the performance of CMOS Inverter circuits
- Compare various Scaling models and understand the effect of scaling on device parameters

**TEXT BOOKS:**

1. Kamran Eshraghian, “Essentials of VLSI circuits and systems”, EshraghianDouglasand A. Pucknell, PHI, 2005 Edition
2. Wayne Wolf, “Modern VLSI Design”, 3rd Edition, Pearson Education, 1997.

**REFERENCE BOOKS:**

1. John .P. Uyemura, “CMOS logic circuit Design”, Springer, 2007.
2. Neil H. E Weste, “CMOS VLSI Design – A Circuits and Systems Perspective”, 3<sup>rd</sup> edition, DavidHarris, Ayan Banerjee, Pearson, 2009.



(19A04604b) PRINCIPLES OF COMMUNICATION SYSTEMS  
OPEN ELECTIVE-II

**Course Objectives:**

- To understand the concept of various modulation schemes and multiplexing.
- To apply the concept of various modulation schemes to solve engineering problems.
- To analyse various modulation schemes.
- To evaluate various modulation scheme in real time applications.

**UNIT-I:**

**Amplitude Modulation**

Introduction to Noise and Fourier Transform. An overview of Electronic Communication Systems. Need for Frequency Translation, Amplitude Modulation: DSB-FC, DSB-SC, SSB-SC and VSB. Frequency Division Multiplexing. Radio Transmitter and Receiver.

**Learning Outcomes:**

At the end of the unit, the student should be able to

- Understand the concept of noise, Fourier transform, carrier modulation and frequency division multiplexing (L1).
- Apply the concept of amplitude modulation to solve engineering problems (L2).
- Analyse various amplitude modulation schemes (L3).
- Evaluate various amplitude modulation schemes in real time applications (L3).

**UNIT-II:**

**Angle Modulation**

Angle Modulation, Tone modulated FM Signal, Arbitrary Modulated FM Signal, FM Modulation and Demodulation. Stereophonic FM Broadcasting.

**Learning Outcomes:**

At the end of the unit, the student should be able to

- Understand the concept of angle modulation and its components (L1).
- Apply the concept of frequency modulation to solve engineering problems (L2).
- Analyse angle modulation schemes (L3).
- Evaluate frequency modulation scheme in real time applications (L3).

### **UNIT-III:**

#### **Pulse Modulation**

Sampling Theorem: Low pass and Band pass Signals. Pulse Amplitude Modulation and Concept of Time Division Multiplexing. Pulse Width Modulation. Digital Representation of Analog Signals.

#### **Learning Outcomes:**

At the end of the unit, the student should be able to

- Understand the concept of various pulse modulation schemes and time division multiplexing (L1).
- Analyse various pulse modulation schemes (L3).

### **UNIT-IV:**

#### **Digital Modulation**

Binary Amplitude Shift Keying, Binary Phase Shift Keying and QuadraturePhase Shift Keying, Binary Frequency Shift Keying. Regenerative Repeater.

#### **Learning Outcomes:**

At the end of the unit, the student should be able to

- Understand the concept of various digital modulation schemes (L1).
- Analyze various digital modulation schemes (L3).

### **UNIT-V:**

#### **Communication Systems**

Satellite, RADAR, Optical, Mobile and Computer Communication (Block diagram approach only).

#### **Learning Outcomes:**

At the end of the unit, the student should be able to

- Understand the concept of various communication systems (L1).

Note: The main emphasis is on qualitative treatment. Complex mathematical treatment may be avoided.

**Course Outcomes:**

- Understand the concept of various modulation schemes and multiplexing (L1).
- Apply the concept of various modulation schemes to solve engineering problems (L2).
- Analyse various modulation schemes, and evaluate various modulation scheme in real time applications (L3).

**TEXT BOOKS:**

1. Herbert Taub, Donald L Schilling and Goutam Saha, “Principles of Communication Systems”, 3<sup>rd</sup>Edition, Tata McGraw-Hill Publishing Company Ltd., 2008.

**REFERENCES:**

1. B. P. Lathi, Zhi Ding and Hari M. Gupta, “Modern Digital and Analog Communication Systems”, 4<sup>th</sup> Edition, Oxford University Press, 2017.
2. K. Sam Shanmugam “Digital and Analog Communication Systems”, Wiley India Edition, 2008.

---

**Blooms’ Learning levels:**

L1: Remembering and Understanding

L2: Applying

L3: Analyzing, Evaluating

(19A05604a) FUNDAMENTALS OF VR/AR/MR  
Open Elective-II  
(Common to CSE & IT)

**Course Objectives:**

This course is designed to:

- Explore the history of spatial computing and design interactions
- Understand the foundational principles describing how hardware, computer vision algorithms function
- Learn Virtual reality animation and 3D Art optimization
- Demonstrate Virtual reality
- Introduce to the design of visualization tools

UNIT-I

**How Humans interact with Computers:** Common term definition, introduction, modalities through the ages (pre- 20<sup>th</sup> century, through world war-II, post world war-II, the rise of personal computing, computer miniaturization), why did we just go over all of this?, types of common HCI modalities, new modalities, the current state of modalities for spatial computing devices, current controllers for immersive computing systems, a note on hand tracking and hand pose recognition.

**Designing for our Senses, Not our Devices:** Envisioning a future, sensory technology explained, who are we building this future for?, sensory design, five sensory principles, Adobe's AR story.

**Learning Outcomes:**

At the end of the unit, students will be able to:

- Explain common modalities and their pros and cons.(L2)
- Demonstrate Mapping modalities to current industry inputs(L2)
- Explore the importance of design with spatial computing(L5)

UNIT-II

**Virtual Reality for Art:** A more natural way of making 3D art, VR for animation.

**3D art optimization:** Introduction, draw calls, using VR tools for creating 3D art, acquiring 3D models vs making them from scratch.

**How the computer vision that makes augmented reality possible works:** Who are we?, a brief history of AR, how and why to select an AR platform, mapping, platforms, other development considerations, the AR cloud.

**Learning Outcomes:**

At the end of the unit, students will be able to:

- Utilize VR tools for creating 3D Animations(L3)
- Analyze how and why to Select an AR Platform(L4)

UNIT-III

**Virtual reality and augmented reality:** cross platform theory: Why cross platform? The role of game engines, understanding 3D graphics, portability lessons from video game design, simplifying the controller input.

**Virtual reality toolkit:** open source framework for the community: What is VRTK and why people use it?, the history of VRTK, welcome to the steam VR unity toolkit, VRTK v4, the future of VRTK, success of VRTK.

**Three virtual reality and augmented reality development practices:** Developing for virtual reality and augmented reality, handling locomotion, effective use of audio, common interaction paradigms.

### **Learning Outcomes:**

At the end of the unit, students will be able to:

- Explain why the design approach should be considered at a holistic high level based on the goal of the experience(L2)
- Build VR solutions using Virtual reality toolkit(L6)
- Interpret the development practices in three Virtual reality and Augmented reality development(L2)

### UNIT-IV

**Data and machine learning visualization design and development in spatial computing:** Introduction, understanding data visualization, principles for data and machine learning visualization design and development in spatial computing, why data and machine learning visualization works in spatial computing, 2D data visualization vs 3D data visualization in spatial computing, interactivity in data visualizations and in spatial computing, animation, failures in data visualization, good data visualization design optimize 3D spaces, data representations, info graphics, and interactions, defining distinctions in data visualization and big data for machine, how to create data visualization: data visualization creation pipeline, webXR, data visualization challenges in XR, data visualization industry use case examples of data visualization, 3D reconstruction and direct manipulation of real world data, data visualization is for everyone, hands on tutorials, how to create data visualization, resources.

### **Learning Outcomes:**

At the end of the unit, students will be able to:

- Understand, define, and set data and machine visualization design and development principles in embodied reality(L1)
- Demonstrate best practices, and practical tools to create beautiful and functional data visualizations.(L2)

### UNIT-V

**Character AI and Behaviors:** Introduction, behaviors, current practice: Reactive AI, more intelligence in the system, Deliberative AI, machine learning.

**The virtual and augmented reality health technology ecosystem:** VR/AR health technology application design, standard UX isn't intuitive, tutorial: insight Parkinson's experiment, companies, case studies from leading Academic institutions.

### **Learning Outcomes:**

At the end of the unit, students will be able to:

- Design a behavioral AI system for a video game(L6)
- Identify issues related to design of virtual reality (VR) and augmented reality (AR) experiences deployed in a health-care context(L3)
- Explain the use of motion data from controllers to reduce the visible tremor of a Parkinson's patient in a virtual environment(L2)

## **Course outcomes**

Upon completion of the course, the students should be able to:

- Explain how the humans interact with computers (L2)
- Apply technical and creative approaches to make successful applications and experiences. (L3)
- Design audio and video interaction paradigms (L6)
- Design Data visualization tools (L6)
- Apply VR/MR/AR in various fields in industry (L3)

## **Text book**

1. Erin Pangilinan, Steve lukas, and Vasanth Mohan, “Creating Augmented & Virtual Realities”, 1<sup>st</sup> edition, O’REILLY, 2019.

## **References**

1. Steve Aukstakalnis, “Practical Augmented Reality”, Pearson Education, 2017.

**(19A05604b) DATA SCIENCE**  
**Open Elective-II**  
**(Common to CSE & IT)**

**Course Objectives**

This course is designed to:

- Understand the approaches for handling data related problems
- Explore the mathematical concepts required for Data science
- Explain the basic concepts of data science.
- Elucidate various Machine Learning algorithms.
- Introduce Natural Language Processing and Recommender Systems

**UNIT- I**

Introduction to Data Science, A Crash Course in Python, Visualising Data.

**Learning Outcomes:**

At the end of the unit, students will be able to:

- Describe the importance of data analysis (L1).
- Identify the key connectors of Data Science (L4).
- Interpret and Visualize the data using bar charts, line charts and scatter plots (L3).

**UNIT-II**

Linear Algebra, Statistics, Probability, Hypothesis and Inference, Gradient Descent.

**Learning Outcomes:**

At the end of the unit, students will be able to:

- Identify the Correlation between two vectors (L4).
- Test a given hypothesis (L3).
- Compute mean, median and mode for the given data (L3).

**UNIT-III**

Getting Data, Working with Data, Machine Learning, k-Nearest Neighbors, Naïve Bayes.

## **Learning Outcomes:**

At the end of the unit, students will be able to:

- Compute dimensionality reduction using PCA (L3).
- Differentiate supervised and unsupervised learning methods (L4).
- Describe overfitting, under fitting, bias, variance and goodness of learning (L1).
- Solve classification problem using k-nearest neighbour classifier (L3).
- Apply Naïve Bayes classifier to solve decision making problem (L3).

## **UNIT-IV**

Simple Linear Regression, Multiple Regression, Logistic Regression, Decision Trees, Neural Networks.

## **Learning Outcomes:**

At the end of the unit, students will be able to:

- Describe gradient descent approach, maximum likelihood estimation and method of least squares (L1).
- Apply SVM to determine a hyperplane with maximum margin (L3).
- Determine decision tree for given data (L5).
- Describe Perceptron and Back Propagation (L3).

## **UNIT-V**

Clustering, Natural Language Processing, Network Analysis, Recommender Systems.

Database and SQL, MapReduce

## **Learning Outcomes:**

At the end of the unit, students will be able to:

- Determine Clusters in data using k-means and Hierarchical Clustering methods (L5).
- Apply basic SQL Operations using NotQuiteABase (L3).
- Compare User-Based and Item-Based Collaborative Filtering (L2).
- Describe Grammer and MapReduce (L1).

## **Course Outcomes:**

After completion of this course the student would be able to

- Visualize the data using bar charts, line charts and scatter plots (L4).
- Analyse Correlation between two data objects (L4).
- Demonstrate feature selection and dimensionality reduction.(L2)
- Solve decision making problems using k-NN, Naïve Bayes, SVM and Decision Trees (L3).
- Determine Clusters in data using k-means and Hierarchical Clustering methods (L3).
- Design basic SQL Operations using NotQuiteABase (L6)
- Demonstrate the way to use machine learning algorithms using python. (L2)



**Text Books:**

1. Data Science from Scratch, First Principles with Python - Joel Grus, O'Reilly, First Edition.

**Reference Books:**

1. The Data Science Handbook, Field Cady, WILEY.
2. An Introduction to Data Science, Jeffrey M. Stanton, Jeffrey Stanton, 2012



**(19A27604a) FOOD TOXICOLOGY**  
**OPEN ELECTIVE II**

**PREAMBLE**

This text covers about toxins and their relation in food. Examination, identification and prevention of toxins.

**Course Objectives**

- To know the various toxins and their evaluation.
- To understand their tolerance and control measures.

**UNIT – I**

Principles of Toxicology: classification of toxic agents; characteristics of exposure; spectrum of undesirable effects; interaction and tolerance; biotransformation and mechanisms of toxicity. Evaluation of toxicity: risk vs. benefit: experimental design and evaluation: prospective and retrospective studies: Controls :Statistics (descriptive, inferential): animal models as predictors of human toxicity: Legal requirements and specific screening methods: LD50 and TD50: in vitro and in vitvo studies; clinical trials.

**Learning Outcomes:**

At the end of unit, students will be able to understand the following

- Classification of toxic agents; characteristics of exposure;
- Spectrum of undesirable effects; interaction and tolerance; biotransformation and mechanisms of toxicity.
- Evaluation of toxicity: risk vs. benefit: experimental design and evaluation:
- Prospective and retrospective studies: Controls: Statistics (descriptive, inferential): animal models as predictors of human toxicity:
- Legal requirements and specific screening methods: LD50 and TD50: in vitro and in vitvo studies; clinical trials.

**UNIT – II**

Natural toxins in food: natural toxins of importance in food- toxins of plant and animal origin; microbial toxins (e.g., bacterial toxins, fungal toxins and Algal toxins), natural occurrence, toxicity and significance, determination of toxicants in foods and their management.

**Learning Outcomes:**

At the end of unit, students will be able to understand the following

- Natural toxins in food: natural toxins of importance in food- toxins of plant and animal origin

- Microbial toxins (e.g., bacterial toxins, fungal toxins and algal toxins), natural occurrence, toxicity and significance
- Determination of toxicants in foods and their management

### **UNIT – III**

Food allergies and sensitivities: natural sources and chemistry of food allergens; true/untrue food allergies; handling of food allergies; food sensitivities (anaphylactoid reactions, metabolic food disorders and idiosyncratic reactions); Safety of genetically modified food: potential toxicity and allergenicity of GM foods. Safety of children consumables.

#### **Learning outcomes:**

At the end of unit, students will be able to understand the following

- Natural sources and chemistry of food allergens; true/untrue food allergies; handling of food allergies
- Food sensitivities (anaphylactoid reactions, metabolic food disorders and idiosyncratic reactions)
- Potential toxicity and allergenicity of gm foods. Safety of children consumables.

### **UNIT – IV**

Environmental contaminants and drug residues in food: fungicide and pesticide residues in foods; heavy metal and their health impacts; use of veterinary drugs (e.g. Malachite green in fish and  $\beta$ - agonists in pork); other contaminants in food, radioactive contamination of food, Food adulteration and potential toxicity of food adulterants.

#### **Learning Outcomes:**

At the end of unit, students will be able to understand the following

- Fungicide and pesticide residues in foods; heavy metal and their health impacts
- Use of veterinary drugs (e.g. Malachite green in fish and  $\beta$ - agonists in pork); other contaminants in food, radioactive contamination of food
- Food adulteration and potential toxicity of food adulterants.

### **UNIT – V**

Food additives and toxicants added or formed during food processing: safety of food additives; toxicological evaluation of food additives; food processing generated toxicants: nitroso-compounds, heterocyclic amines, dietary Supplements and toxicity related to dose: common dietary supplements; relevance of the dose; possible toxic effects.

## **Learning Outcomes:**

At the end of unit, students will be able to understand the following

- Safety of food additives; toxicological evaluation of food additives;
- Nitroso-compounds, heterocyclic amines, dietary supplements and toxicity related to dose
- Common dietary supplements; relevance of the dose; possible toxic effects.

## **Course Outcomes**

By the end of course

- Student will gain knowledge on principles of toxicity and characteristics of toxins and their classification. Examination and prevention of toxins in foods and etc.

## **TEXT BOOKS**

1. Helferich, W., and Winter, C.K “Food Toxicology”,. CRC Press, LLC. Boca Raton, FL. 2007.
2. Shibamoto, T., and Bjeldanes, L. “Introduction to Food Toxicology”, 2009, 2<sup>nd</sup> Edition. Elsevier Inc., Burlington, MA.
3. Watson, D.H. “Natural Toxicants in Food”, CRC Press, LLC. Boca Raton, FL1998.

## **REFERENCES**

1. Duffus, J.H., and Worth, H.G. J. “Fundamental Toxicology”, The Royal Society of Chemistry. 2006.
2. Stine, K.E., and Brown, T.M. “Principles of Toxicology”, 2<sup>nd</sup> Edition. CRC Press. 2006.
3. Tönu, P. “Principles of Food Toxicology”. CRC Press, LLC. Boca Raton, FL. 2007.

**(19A27604b) FOOD PLANT EQUIPMENT DESIGN**  
**OPEN ELECTIVE - II**

**PREAMBLE**

This text focuses on materials used for food plant equipment and factors considered for design of various equipment.

**Course Objectives:**

- To understand the material properties and codes used.
- To know the design considerations.
- To study the design of evaporators, dryers, crystallizers and etc.

**UNIT – I**

Materials and properties: Materials for fabrication, mechanical properties, ductility, hardness, corrosion, protective coatings, corrosion prevention linings equipment, choice of materials, material codes. Design considerations: Stresses created due to static and dynamic loads, combined stresses, design stresses and theories of failure, safety factor, temperature effects, radiation effects, effects of fabrication method, economic considerations

**Learning Outcomes:**

At the end of unit, students will be able to understand the following

- Materials for fabrication, mechanical properties, ductility, hardness, corrosion, protective coatings
- Corrosion prevention linings equipment, choice of materials, material codes
- Stresses created due to static and dynamic loads, combined stresses, design stresses and theories of failure, safety factor
- Temperature effects, radiation effects, effects of fabrication method, economic considerations

**UNIT – II**

Design of pressure and storage vessels: Operating conditions, design conditions and stress; Design of shell and its component, stresses from local load and thermal gradient, mountings and accessories. Design of heat exchangers: Design of shell and tube heat exchanger, plate heat exchanger, scraped surface heat exchanger, sterilizer and retort

## **Learning Outcomes:**

At the end of unit, students will be able to understand the following

- Design of pressure and storage vessels includes operating conditions, design conditions and stress
- Design of shell and its component, stresses from local load and thermal gradient, mountings and accessories
- Design of heat exchangers like shell and tube heat exchanger, plate heat exchanger, scraped surface heat exchanger, sterilizer and retort

## **UNIT – III**

Design of evaporators and crystallizers: Design of single effect and multiple effect evaporators and its components; Design of rising film and falling film evaporators and feeding arrangements for evaporators; Design of crystallizer and entrainment separator

## **Learning Outcomes:**

At the end of unit, students will be able to understand the following

- Design of evaporators like single effect and multiple effect evaporators and its components; rising film and falling film evaporators and feeding arrangements for evaporators;
- Design of crystallizer and entrainment separator

## **UNIT – IV**

Design of agitators and separators: Design of agitators and baffles; Design of agitation system components and drive for agitation. Design of centrifuge separator; Design of equipment components, design of shafts, pulleys, bearings, belts, springs, drives, speed reduction systems. Design of freezing equipment: Design of ice-ream freezers and refrigerated display system

## **Learning Outcomes:**

At the end of unit, students will be able to understand the following

- Design of agitators and baffles like Design of agitation system components and drive for agitation.
- Design of centrifuge separator like equipment components, design of shafts, pulleys, bearings, belts, springs, drives, speed reduction systems.
- Design of freezing equipment like ice-ream freezers and refrigerated display system

## **UNIT – V**

Design of dryers: Design of tray dryer, tunnel dryer, fluidized dryer, spray dryer, vacuum dryer, freeze dryer and microwave dryer. Design of extruders: Cold and hot extruder design, design of screw and barrel, design of twin screw extruder. Design of fermenters: Design of fermenter vessel, design problems

## **Learning Outcomes:**

At the end of unit, students will be able to understand the following

- Design of dryers like tray dryer, tunnel dryer, fluidized dryer, spray dryer, vacuum dryer, freeze dryer and microwave dryer
- Design of extruders like Cold and hot extruder design, design of screw and barrel, design of twin screw extruder.
- Design of fermenter vessel, design problems

## **Course Outcomes**

By the end of the course, the students will

- acquires knowledge on theoretical aspects to be design considerations for a food plant equipment and designing of evaporators, separators, storage vessels and etc.

## **TEXT BOOKS**

1. Antonio Lopez-Gomez, Gustavo V. Barbosa-Canovas, "Food plant design", CRC press 2005.
2. George D. Saravacos and Zacharias B. Maroulis, "Food Plant Economics", CRC Press 2007.

## **REFERENCES**

1. Peters M., Timmerhaus K. & Ronald W., "Plant Design & Economics for Chemical Engineers", McGraw Hill.
2. James R Couper, "Process Engg. Economics (Chemical Industries) CRC Press 3. Aries & Newton, Chemical Engg. Cost Estimation", McGraw Hill.



**(19A54604a) WAVELET TRANSFORMS AND ITS APPLICATIONS**

**OPEN ELECTIVE-II**

**Course Objective:**

This course provides the students to understand Wavelet transforms and its applications.

**UNIT-I-**

**Wavelets**

Wavelets and Wavelet Expansion Systems - Wavelet Expansion- Wavelet Transform- Wavelet System- More Specific Characteristics of Wavelet Systems -Haar Scaling Functions and Wavelets -effectiveness of Wavelet Analysis -The Discrete Wavelet Transform The Discrete-Time and Continuous Wavelet Transforms.

**Learning Outcomes:**

Students will be able to

- Understand wavelets and wavelet expansion systems.
- Find wavelet transforms in continuous as well as discrete domains.

**UNIT-II-**

**A Multiresolution Formulation of Wavelet Systems**

Signal Spaces -The Scaling Function -Multiresolution Analysis - The Wavelet Functions - The Discrete Wavelet Transform- A Parseval's Theorem - Display of the Discrete Wavelet Transform and the Wavelet Expansion.

**Learning Outcomes:**

Students will be able to

- Illustrate the multi resolution analysis, scaling function.
- Implement parseval theorem.

**UNIT-III-**

**Filter Banks and the Discrete Wavelet Transform :** Analysis - From Fine Scale to Coarse Scale- Filtering and Down-Sampling or Decimating -Synthesis - From Coarse Scale to Fine Scale -Filtering and Up-Sampling or Stretching - Input Coefficients - Lattices and Lifting - -Different Points of View.

**Learning Outcomes:**

Students will be able to

- Form fine scale to coarse scale analysis.
- Perform decimating synthesis.
- Find the lattices and lifting.

## **UNIT-IV**

Multiresolution versus Time-Frequency Analysis- Periodic versus Nonperiodic Discrete Wavelet Transforms - The Discrete Wavelet Transform versus the Discrete-Time Wavelet Transform- Numerical Complexity of the Discrete Wavelet Transform.

### **Learning Outcomes:**

Students will be able to

- Perform multi resolution versus time frequency analysis.
- Perform numerical complexity of discrete wavelet transforms.

## **UNIT-V**

Bases, Orthogonal Bases, and Biorthogonal Bases -Matrix Examples - Fourier Series Example - Sine Expansion Example - Frames and Tight Frames - Matrix Examples -Sine Expansion as a Tight Frame Example.

### **Learning Outcomes:**

Students will be able to

- Understand the orthogonal bases and Biorthogonal Bases.
- Find the Frames and Tight Frames using Fourier series.

### **Course Outcomes:**

After the completion of course, students will be able to

- Understand wavelets and wavelet expansion systems.
- Illustrate the multi resolution analysis and scaling functions.
- Form fine scale to coarse scale analysis.
- Find the lattices and lifting.
- Perform numerical complexity of discrete wavelet transforms.
- Find the frames and tight frames using fourier series.

### **TEXT BOOKS:**

1. C. Sidney Burrus, Ramesh A. Gopinath, "Introduction to Wavelets and Wavelets Transforms", Prentice Hall, (1997).
2. James S. Walker, "A Primer on Wavelets and their Scientific Applications", CRC Press, (1999).

### **REFERENCE BOOKS:**

1. Raghuvver Rao, "Wavelet Transforms", Pearson Education, Asia.

**(19A52604a) SOFT SKILLS**  
**(OPEN ELECTIVE-II)**

**Course Objectives**

- To develop awareness in students of the relevance and importance of soft skills
- To provide students with interactive practice sessions to make them internalize soft skills
- To develop Time management, Positive thinking & Decision making skills
- To enable to manage stress effectively
- To enable them to develop employability skills

**SYLLABUS**

**UNIT – I**

**INTRODUCTION**

Definition – Scope – Importance- – Methods of improving soft skills – Limits- Analysis –Interpersonal and intrapersonal skills - Verbal and Non-verbal skills.

**Learning Outcomes:**

At the end of the module, the learners will be able to

- Understand the importance of soft skills
- Identify the methods of improving soft skills
- Analyze various soft skills in different situations
- Distinguish various soft skills
- Apply various soft skills in day to day life and in workplace

**UNIT – II INTRAPERSONAL SKILLS**

Knowing self/temperaments/traits - Johari windows – quotient skills(IQ, EQ, SQ), creativity, decision-making- Attitude – Confidence Building - Positive Thinking –Time Management – Goal setting.

### **Learning Outcomes:**

At the end of the module, the learners will be able to

- Understand self and its temperament.
- Apply various techniques to know the self.
- Develop positive thinking
- Develop creative thinking and decision-making skills
- Apply self-knowing tools in day to day and professional life.

### **UNIT – III**

#### **INTERPERSONAL SKILLS**

Leadership Skills – Negotiation skills – Team-building – Crisis Management – Event Management – Ethics and Etiquettes.

### **Learning Outcomes:**

At the end of the module, the learners will be able to

- Understand the importance of interpersonal skills
- Analyze various tactics in negotiation skills.
- Develop team building spirit.
- Develop crisis management
- Apply interpersonal skills through etiquettes.

### **UNIT – IV**

#### **VERBAL SKILLS**

Importance of verbal skills in corporate climate, Listening skills –Mother Tongue Influence (MTI) - Speaking skills – Public speaking - Oral presentations - Writing skills –E-mail etiquettes – Memos - Indianism

### **Learning Outcomes:**

At the end of the module, the learners will be able to

- Understand the importance of verbal skills in corporate climate.
- Explain the need of listening skills.
- Explore MTI and suggest remedies to avoid it.
- Interpret various contexts of speaking.
- Apply verbal skills in personal and professional life.

## **UNIT – V NON-VERBAL SKILLS**

Importance of body language in corporate culture – body language-Facial expressions – eye contact – posture – gestures – Proxemics – Haptics – Dress Code – Paralanguage – Tone, pitch, pause & selection of words

### **Learning Outcomes:**

At the end of the module, the learners will be able to

- Comprehend the importance of non-verbal communication.
- Expound the need of facial expressions, postures and gestures.
- Analyze proxemics, haptics etc.
- Understand the importance of dress code.
- Apply various techniques to use para language

### **Course Outcomes**

- Recognize the importance of verbal and non verbal skills
- Develop the interpersonal and intrapersonal skills
- Apply the knowledge in setting the SMART goals and achieve the set goals
- Analyze difficult situations and solve the problems in stress-free environment
- Create trust among people and develop employability skills

### **Text Books**

1. Meenakshi Raman & Shalini Upadhyay “ Soft Skills”, Cengage Learning, 2018.
2. S. Balasubramaniam, “Soft Skills for Interpersonal Communication”, Orient Black Swan, 2017.

### **References**

1. Barun K. Mitra, “Personality Development and Soft Skills”, –OXFORD Higher Education 2018.
2. Alka Wadkar, “Life Skills for Success “, Sage Publications 2016.
3. Robert M Sheffield, “Developing Soft Skills”, Pearson, 2010.
4. Diana Booher, “Communicate With Confidence”, Tata McGrawhill, 2012.

**HUMANITIES ELECTIVE-I**

**(19A52602a) ENTREPRENEURSHIP & INCUBATION**

**Course Objectives :**

The objective of this course is

- To make the student understand about Entrepreneurship
- To enable the student in knowing various sources of generating new ideas in setting up of New enterprise
- To facilitate the student in knowing various sources of finance in starting up of a business
- To impart knowledge about various government sources which provide financial assistance to entrepreneurs/ women entrepreneurs
- To encourage the student in creating and designing business plans

**Syllabus**

**UNIT-I**

Entrepreneurship - Concept, knowledge and skills requirement - Characteristics of successful entrepreneurs - Entrepreneurship process - Factors impacting emergence of entrepreneurship - Differences between Entrepreneur and Intrapreneur - Understanding individual entrepreneurial mindset and personality - Recent trends in Entrepreneurship.

**Learning Outcomes:**

At the end of the Unit, the learners will be able to

- Understand the concept of Entrepreneur and Entrepreneurship in India
- Know Entrepreneurship process and emergence of Entrepreneurship
- Analyze the differences between Entrepreneur and Intrapreneur
- Develop a creative mind set and personality
- Understand recent trends in Entrepreneurship across the globe

**UNIT-II**

Starting the New Venture - Generating business idea – Sources of new ideas & methods of generating ideas - Opportunity recognition - Feasibility study - Market feasibility, technical/operational feasibility - Financial feasibility - Drawing business plan - Preparing project report - Presenting business plan to investors.

### **Learning Outcomes:**

At the end of the Unit, the learners will be able to

- Know the process of starting a new venture
- Analyze the sources of new methods in generating business idea
- Evaluate market feasibility, financial feasibility and technical feasibility
- Design and draw business plans in project preparation and prepare project reports

### **UNIT-III**

Sources of finance - Various sources of Finance available - Long term sources - Short term sources - Institutional Finance – Commercial Banks, SFC's in India - NBFC's in India - their way of financing in India for small and medium business - Entrepreneurship development programs in India - The entrepreneurial journey- Institutions in aid of entrepreneurship development

### **Learning Outcomes:**

At the end of the Unit, the learners will be able to

- Know the various sources of finance to start a new venture
- Contrast & compare between Long term & Short term finance sources
- Analyze the role of banks and other financial institutions in promoting entrepreneurship in India
- Evaluate the need and importance of MSMEs in the growth of country

### **UNIT-IV**

Women Entrepreneurship - Entrepreneurship Development and Government - Role of Central Government and State Government in promoting women Entrepreneurship - Introduction to various incentives, subsidies and grants – Export- oriented Units - Fiscal and Tax concessions available - Women entrepreneurship - Role and importance - Growth of women entrepreneurship in India - Issues & Challenges - Entrepreneurial motivations.

### **Learning Outcomes:**

At the end of the Unit, the learners will be able to

- Understand the role of government in promoting women entrepreneurship
- Know various incentives, subsidies and grants available to women entrepreneurs
- Analyze the role of export-oriented units
- Know about the tax concessions available for Women entrepreneurs
- Prepare to face the issues and challenges.

## UNIT-V

Fundamentals of Business Incubation - Principles and good practices of business incubation- Process of business incubation and the business incubator and how they operate and influence the Type/benefits of incubators - Corporate/educational / institutional incubators - Broader business incubation environment - Pre-Incubation and Post - Incubation process - Idea lab, Business plan structure - Value proposition

### Learning Outcomes:

At the end of the Unit, the learners will be able to:

- Understand the importance of business incubation
- Apply brilliant ideas in the process of business incubation
- Analyze the process of business incubation/incubators.
- Contrast & Compare between business incubation and business incubators.
- Design their own business incubation/incubators as viable-business unit.

### Course Outcomes:

At the end of the course, students will be able to

- Understand the concept of Entrepreneurship and challenges in the world of competition.
- Apply the Knowledge in generating ideas for New Ventures.
- Analyze various sources of finance and subsidies to entrepreneur/women Entrepreneurs.
- Evaluate the role of central government and state government in promoting Entrepreneurship.
- Create and design business plan structure through incubations.

## TEXT BOOKS

1. D F Kuratko and T V Rao, “Entrepreneurship” - A South-Asian Perspective – Cengage Learning, 2012. (For PPT, Case Solutions Faculty may visit : [login.cengage.com](http://login.cengage.com))
- 2 . Nandan H, “ Fundamentals of Entrepreneurship”, PHI, 2013

## REFERENCES

1. Vasant Desai, “Small Scale Industries and Entrepreneurship”, Himalaya Publishing 2012.
2. Rajeev Roy “Entrepreneurship”, 2<sup>nd</sup> Edition, Oxford, 2012.
3. B.Janakiramand M.Rizwanal “Entrepreneurship Development: Text & Cases”, Excel Books, 2011.
4. Stuart Read, Effectual “Entrepreneurship”, Routledge, 2013.



## **E-RESOURCES**

1. Entrepreneurship-Through-the-Lens-of-enture Capital
2. <http://www.onlinevideolecture.com/?course=mba-programs&subject=entrepreneurship>
3. [http://nptel.ac.in/courses/122106032/Pdf/7\\_4.pdf](http://nptel.ac.in/courses/122106032/Pdf/7_4.pdf)
4. <http://freevideolectures.com/Course/3514/Economics-/-Management-/-Entrepreneurhip/50>

**(19A52602b) MANAGERIAL ECONOMICS AND FINANCIAL ANALYSIS**

**Course Objectives :**

The objective of this course is

- To inculcate the basic knowledge of micro economics and financial accounting
- To make the students learn how demand is estimated for different products, input-output relationship for optimizing production and cost
- To know the various types of Market Structures & pricing methods and its strategies
- To give an overview on investment appraisal methods to promote the students to learn how to plan long-term investment decisions.
- To provide fundamental skills on Accounting and to explain the process of preparing Financial statements

**Syllabus**

**UNIT I -**

**INTRODUCTION TO MANAGERIAL ECONOMICS DEMAND**

Managerial Economics – Definition – Nature & Scope - Contemporary importance of Managerial Economics - Demand Analysis - Concept of Demand - Demand Function - Law of Demand - Elasticity of Demand - Significance - Types of Elasticity - Measurement of Elasticity of Demand - Demand Forecasting - Factors governing Demand Forecasting - Methods of Demand Forecasting - Relationship of Managerial Economics with Financial Accounting and Management.

**Learning Outcomes:**

At the end of the Unit, the learners will be able to

- Know the nature and scope of Managerial Economics and its importance
- Understand the concept of demand and its determinants
- Analyze the Elasticity and degree of elasticity
- Evaluate Demand forecasting methods
- Design the process of demand estimation for different types of demand

**UNIT -II**

**THEORY OF PRODUCTION AND COST ANALYSIS**

**Production Function** – Least-cost combination - Short-run and Long-run Production Function - Isoquants and Isocosts, MRTS - Cobb-Douglas Production Function - Laws of Returns - Internal and External Economies of scale – **Cost & Break Even Analysis** - Cost concepts and Cost behavior - Break-Even Analysis (BEA) -

Determination of Break-Even Point (Simple Problems) - Managerial significance and limitations of Break-Even Analysis.

### **Learning Outcomes:**

At the end of the Unit, the learners will be able to

- Know the production function, Input-Output relationship and different cost concepts
- Apply the least-cost combination of inputs
- Analyze the behavior of various cost concepts
- Evaluate BEA for real time business decisions
- Develop profit appropriation for different levels of business activity

## **UNIT –III**

### **INTRODUCTION TO FORMS OF BUSINESS ORGANIZATIONS AND MARKETS**

**Market structures** - Forms of Business Organizations - Sole Proprietorship - Partnership - Joint Stock Companies - Public Sector Enterprises-Types of Markets - Perfect and Imperfect Competition - Features of Perfect Competition – Monopoly - Monopolistic Competition – Oligopoly - Price-Output Determination - Pricing Methods and Strategies.

### **Learning Outcomes:**

At the end of the Unit, the learners will be able to

- Know the structure of markets, features of different markets and forms of business organizations
- Apply the price output relationship in different markets
- Analyze the optimum output levels to maximize profit in different markets
- Evaluate price-output relationship to optimize cost, revenue and profit
- Interpret Pricing Methods and Strategies

## **UNIT -IV**

**CAPITAL AND CAPITAL BUDGETING** Concept of Capital - Significance - Types of Capital - Components of Working Capital - Sources of Short-term and Long-term Capital - Estimating Working capital requirements – Cash Budget - **Capital Budgeting** – Features of Capital Budgeting Proposals – Methods and Evaluation of Capital Budgeting Projects – Pay Back Method – Accounting Rate of Return (ARR) – Net Present Value (NPV) – Internal Rate Return (IRR) Method (simple problems)

### **Learning Outcomes:**

At the end of the Unit, the learners will be able to

- Know the concept of capital budgeting and its importance in business
- Contrast and compare different investment appraisal methods
- Analyze the process of selection of investment alternatives using different appraisal methods
- Evaluate methods of capital budgeting for investment decision making and for maximizing returns
- Design different investment appraisals and make wise investments

## UNIT –V

### INTRODUCTION TO FINANCIAL ACCOUNTING AND ANALYSIS

Accounting Concepts and Conventions - Introduction Double-Entry Book Keeping, Journal, Ledger, Trial Balance - Final Accounts (Trading Account, Profit and Loss Account and Balance Sheet with simple adjustments). *Financial Analysis* - Analysis and Interpretation of Liquidity Ratios, Activity Ratios, and Capital structure Ratios and Profitability.

#### Learning Outcomes:

At the end of the Unit, the learners will be able to

- Know the concept, convention and significance of accounting
- Apply the fundamental knowledge of accounting while posting the journal entries
- Analyze the process and preparation of final accounts and financial ratios
- Evaluate the financial performance of an enterprise by using financial statements

#### Data Books Required:

Present Value Factors table

#### Course Outcomes:

At the end of the course, students will be able to

- Understand the fundamentals of Economics viz., Demand, Production, cost, revenue and markets
- Apply concepts of production, cost and revenues for effective business decisions
- Students can analyze how to invest their capital and maximize returns
- Evaluate the capital budgeting techniques
- Prepare the accounting statements and evaluate the financial performance of business entity.

#### TEXT BOOKS:

1. Varshney & Maheswari: “Managerial Economics”, Sultan Chand, 2013.
2. Aryasri: “Business Economics and Financial Analysis”, 4<sup>th</sup> edition, MGH, 2019

#### REFERENCES:

1. Ahuja HI “Managerial economics” 3<sup>rd</sup> edition, Schand, ,2013
2. S.A. Siddiqui and A.S. Siddiqui: “Managerial Economics and Financial Analysis”, New Age International,. 2013.
3. Joseph G. Nellis and David Parker: “Principles of Business Economics”, 2<sup>nd</sup> edition, Pearson, New Delhi.
4. Domnick Salvatore: “Managerial Economics in a Global Economy”, Cengage, 2013.

**(19A52602c) BUSINESS ETHICS AND CORPORATE GOVERNANCE**

**Course Objectives :**

The objectives of this course are

- To make the student understand the principles of business ethics
- To enable them in knowing the ethics in management
- To facilitate the student role in corporate culture
- Impart knowledge about the fair trade practices
- Encourage the student in knowing them about the corporate governance

**Syllabus**

**BUSINESS ETHICS AND CORPORATE GOVERNANCE**

**UNIT -I**

**Introduction** – Meaning - Nature and Scope – Loyalty and Ethical Behaviour, Values across Cultures; Business Ethics – Ethical Practices in Management. Types of Ethics – Characteristics – Factors influencing , Business Ethics – Importance of Business Ethics - Arguments for and against business ethics Basics of business ethics Corporate Social Responsibility – Issues of Management – Crisis Management

**Learning Outcomes:**

After completion of this unit student will

- Understand the meaning of loyalty and ethical Behavior
- Explain various types of Ethics
- Know about the factors influencing business ethics
- Understand the corporate social responsibility of management

**UNIT –II**

**ETHICS IN MANAGEMENT**

Introduction – Ethics in HRM – Marketing Ethics – Ethical aspects of Financial Management- Technology Ethics and Professional ethics. The Ethical Value System – Universalism, Utilitarianism, Distributive Justice, Social Contracts, Individual Freedom of Choice, Professional Codes; Culture and Ethics – Ethical Values in different Cultures, Culture and Individual Ethics.

**Learning Outcomes:**

After completion of this unit student will

- Understand the meaning of Marketing Ethics
- Analyze Differentiate between Technical ethics and professional ethics
- Know about the ethical value system
- Understand the Code and culture

### **UNIT-III**

#### **ROLE OF CORPORATE CULTURE IN BUSINESS**

Meaning – Functions – Impact of corporate culture – cross cultural issues in ethics, Emotional Honesty – Virtue of humility – Promote happiness – karma yoga – proactive – flexibility and purity of mind. The Ethical System – Universalism, Utilitarianism, Distributive Justice, Social Contracts, Individual Freedom of Choice, Prof Codes; Culture and Ethics – Ethical Values in different Cultures, Culture and Individual Ethics.

#### **Learning Outcomes:**

After completion of this unit student will

- Understand the corporate culture in business
- Analyze Ethical Value System Know about the ethical value system
- Know Universalism, Utilitarianism, Distributive Justice
- Differentiate Ethical Values in different Cultures

### **UNIT- IV**

Law and Ethics – Relationship between Law and Ethics, Other Bodies in enforcing Ethical Business Behavior, In Responsibilities of Business – Environmental Protection, Fair Trade Practices, Fulfilling all National obligations and wellbeing of Customers.

#### **Learning Outcomes:**

After completion of this unit student will

- Understand Law and Ethics
- Analyze Social Responsibilities of Business
- Know Environmental Protection and Fair Trade Practices
- Implementing National Safeguarding Health and wellbeing of Customers

### **UNIT –V**

#### **CORPORATE GOVERNANCE**

Meaning – scope - Issues, need, corporate governance code, transparency & disclosure, role of auditors, board of directors and shareholders; Global issues of governance, accounting and regulatory frame work, corporate scams, committees in India and abroad, corporate social responsibility composition of BODs - Cadbury Committee - various committees - reports on corporate governance - Benefits and Limitations of Corporate Governance with living examples.

## **Learning Outcomes:**

After completion of this unit student will

- Understand corporate governance code
- Analyze role of auditors, board of directors and shareholders
- Know accounting and regulatory frame work
- Implementing corporate social responsibility

## **Course Outcomes:**

At the end of the course, students will be able to

- Understand business ethics and ethical practices in management.
- Understand the role of ethics in management
- Apply the knowledge in cross cultural ethics
- Analyze law and ethics
- Evaluate corporate governance

## **TEXT BOOKS:**

1. Murthy CSV: “Business Ethics and Corporate Governance”, HPH
2. Bholanath Dutta, S.K. Podder – “Corporation Governance”, VBH.

## **REFERENCE BOOKS:**

1. Dr. K. Nirmala, KarunakaraReaddy : “Business Ethics and Corporate Governance”, HPH
2. H.R.Machiraju: “Corporate Governance”
3. K. Venkataramana, “Corporate Governance”, SHBP.
4. N.M.Khandelwal : “Indian Ethos and Values for Managers”

**(19A52602d) ENTERPRISE RESOURCE PLANNING**

**Course Objectives :**

The objectives of this course are

- To provide a contemporary and forward-looking on the theory and practice of
- Enterprise Resource Planning
- To enable the students in knowing the Advantages of ERP
- To train the students to develop the basic understanding of how ERP enriches the
- Business organizations in achieving a multidimensional growth.
- Impart knowledge about the historical background of BPR
- To aim at preparing the students, technologically competitive and make them ready to self-upgrade with the higher technical skills.

**Syllabus**

**UNIT-I**

**Introduction to ERP:** Enterprise – An Overview Integrated Management Information, Business Modeling, Integrated Data Model Business Processing Reengineering(BPR), Data Warehousing, Data Mining, On-line Analytical Processing(OLAP), Supply Chain Management (SCM), Customer Relationship Management(CRM),

**Learning Outcomes:**

After completion of this unit student will

- Understand the concept of ERP
- Explain various Business modeling
- Know the contemporary technology like SCM, CRM
- Understand the OLAP

**UNIT-II**

**Benefits of ERP:** Reduction of Lead-Time, On-time Shipment, Reduction in Cycle Time, Improved Resource Utilization, Better Customer Satisfaction, Improved Supplier Performance, Increased Flexibility, Reduced Quality Costs, Improved Information Accuracy and Design-making Capability

**Learning Outcomes:**

After completion of this unit student will



- Understand the Advantages of ERP
- Explain the challenges associated with ERP System
- Analyze better customer satisfaction
- Differentiate Improved Information Accuracy and Design-making Capability

### **UNIT-III**

**ERP Implementation Lifecycle:** Pre-evaluation Screening, Package Evaluation, Project Planning Phase, Gap Analysis, Reengineering, Configuration, Implementation Team Training, Testing, Going Live, End-user Training, Post-implementation (Maintenance mode)

#### **Learning Outcomes:**

After completion of this unit student will

- Understand the implementation of ERP life cycle
- Explain the challenges associated with implementing ERP system
- Analyze the need of re-engineering
- Know the recent trends in team training testing and go-live

### **UNIT-IV**

**BPR:** Historical background: Nature, significance and rationale of business process reengineering (BPR), Fundamentals of BPR. Major issues in process redesign: Business vision and process objectives, Processes to be redesigned, Measuring existing processes,

#### **Learning Outcomes:**

After completion of this unit student will

- Understand the business process reengineering
- Explain the challenges associated with BPR
- Analyze the need of process redesign
- Differentiate between process to be redesign and measuring existing process

### **UNIT-V**

**IT in ERP:** Role of information technology (IT) and identifying IT levers. Designing and building a prototype of the new process: BPR phases, Relationship between BPR phases. MIS - Management Information System, DSS - Decision Support System, EIS - Executive Information System.

#### **Learning Outcomes:**

After completion of this unit student will

- Understand the role of IT
- Explain the challenges in Designing and building a prototype of the new process
- Analyze the need of MIS
- Differentiate between DSS and EIS

**Course outcomes:**

At the end of the course, students will be able to

- Understand the basic use of ERP Package and its role in integrating business functions.
- Explain the challenges of ERP system in the organization
- Apply the knowledge in implementing ERP system for business
- Evaluate the role of IT in taking decisions with MIS
- Create reengineered business processes with process redesign

**TEXT BOOKS:**

1. Pankaj Sharma. "Enterprise Resource Planning". Aph Publishing Corporation, New Delhi, 2004.
2. Alexis Leon, "Enterprise Resource Planning", IV Edition, Mc.Graw Hill, 2019

**REFERENCE BOOKS:**

1. Marianne Bradford "Modern ERP", 3<sup>rd</sup> edition.
2. "ERP making it happen Thomas f. Wallace and Michael
3. Directing the ERP Implementation Michael w pelphrey

**(19A52602e) SUPPLY CHAIN MANAGEMENT**

**Course Objectives :**

The objectives of this course are

- To provide Knowledge on logistics and supply chain management
- To enable them in designing the distribution network
- To train the students in knowing the supply chain Analysis
- Impart knowledge on Dimensions of logistic
- To know the recent trends in supply chain management

**Syllabus**

**UNIT-1**

**Introduction to Supply Chain Management**

Supply chain - objectives - importance - decision phases - process view -competitive and supply chain strategies - achieving strategic fit – supply chain drivers - obstacles – framework - facilities -inventory-transportation-information-sourcing-pricing.

**Learning Outcomes:-**

After completion of this unit student will

- Understand the meaning and objectives of supply chain management
- Explain supply chain drivers
- Know the steps involved in SCM frame work
- Understand transportation information and pricing

**UNIT-2**

**Designing the distribution network**

Role of distribution - factors influencing distribution - design options - e-business and its impact – distribution networks in practice –network design in the supply chain - role of network -factors affecting the network design decisions modeling for supply chain. Role of transportation - modes and their performance – transportation infrastructure and policies - design options and their trade-offs tailored transportation.

**Learning Outcomes:-**

After completion of this unit student will

- Understand the different distribution network

- Explain the factors influencing network design in the supply chain
- Know the Role of transportation
- Analyze design options and their trade-offs

### **UNIT-3**

#### **Supply Chain Analysis.**

Sourcing - In-house or Outsource - 3rd and 4th PLs - supplier scoring and assessment, selection - design collaboration - Procurement process - Sourcing planning and analysis. Pricing and revenue management for multiple customers, perishable products, seasonal demand, bulk and spot contracts.

#### **Learning Outcomes:-**

After completion of this unit student will

- Understand the concept of supply chain Analysis
- Explain design collaboration
- Know procurement process -sourcing planning and analysis
- Understand seasonal demand, bulk and spot contracts

### **UNIT-4**

#### **Dimensions of Logistics**

A macro and micro dimension - logistics interfaces with other areas - approach to analyzing logistics systems - logistics and systems analysis - techniques of logistics system analysis - factors affecting the cost and importance of logistics. Demand Management and Customer Service Outbound to customer logistics systems - Demand Management –Traditional Forecasting - CPFRP - customer service - expected cost of stock outs - channels of distribution.

#### **Learning Outcomes:-**

After completion of this unit student will

- Understand dimensions of logistics
- Explain logistics interfaces with other areas
- Know techniques of logistics system analysis
- Understand Demand Management

### **UNIT-5**

**Recent Trends in Supply Chain Management**-Introduction, New Developments in Supply Chain Management, Outsourcing Supply Chain Operations, Co-Maker ship, The Role of E-Commerce in Supply Chain Management, Green Supply Chain Management, Distribution Resource Planning, World Class Supply Chain Management

## **Learning Outcomes:-**

After completion of this unit student will

- Understand the recent trend in supply chain management
- Explain The Role of E-Commerce in Supply Management
- Know Green Supply Chain Management
- Understand Distribution Resource Planning

## **Course Outcomes:**

At the end of the course, students will be able to

- Understand the strategic role of logistic and supply chain management in the cost reduction and offering best service to the customer
- Understand Advantages of SCM in business
- Apply the knowledge of supply chain Analysis
- Analyze reengineered business processes for successful SCM implementation
- Evaluate Recent trend in supply chain management

## **TEXT BOOKS:**

1. Sunil Chopra and Peter Meindl, Supply Chain Management – “Strategy, Planning and Operation”, 3<sup>rd</sup> Edition, Pearson/PHI, 2007.
2. Supply Chain Management by Janat Shah Pearson Publication 2008.

## **REFERENCE BOOKS:**

1. A Logistic approach to Supply Chain Management – Coyle, Bardi, Longley, Cengage Learning, 1/e
2. Donald J Bowersox, Dand J Closs, M Bixby Coluper, “Supply Chain Logistics Management”, 2<sup>nd</sup> edition, TMH, 2008.
3. Wisner, Keong Leong and Keah-Choon Tan, “Principles of Supply Chain Management A Balanced Approach”, Cengage Learning, 1/e
4. David Simchi-Levi et al, “Designing and Managing the Supply Chain” – Concepts

(19A12601P) WEB TECHNOLOGIES LABORATORY

**Course Objectives:**

This course is designed to:

- To develop an ability to design and implement static and dynamic website
- To use JSP, JS and JSON to create rich web applications
- To familiarize with Ajax along with PHP to fetch data from MySQL database.
- To apply XML Http Request object to manage asynchronous requests
- To use asynchronous requests to give web applications the feel of desktop applications

**Week-1:**

Design the following static web pages required for an e-commerce web site.

**HOME PAGE:**

The static home page must contain three **frames**.

**Top frame** : Logo and the ecommerce image with specified menu links Home page, Sign-in / Signup page.

**Left frame** : Display top offer items and their respective cost.

**Right frame:** The *pages regular items with specified cost & categories of items list*.

**Week-2:**

Design the following static forms for Signin / Signup / Cart etc.

Signup page consists of following fields like Name, Email, Age, Gender, Mobile number, Address, Username, Password, Confirm Password, Submit & Reset buttons

Sign –in page consists of following fields like Username, Password, Login button.

Cart page consist of item list, select quantity, select address, remove item button confirm order button.

**Week-3:**

- a. Apply the java script validation constraints to the Signup & Sign-in pages .(Validate required fields)
- b. Write a java script program to sort a list of elements using quick sort.
- c. Write a java script for loop that will iterate from 0 to 15 for each iteration, it will check if the current number is odd or even, and display a message to the screen.

**Week-4:**

Design the E-commerce application with External CSS Styles to make website attractive like changing background color, resize height & width dimensions & alignments.

### **Week-5:**

- a. Develop static pages (using only HTML) of an online book store, the pages should resemble: www.amazon.com, the website should consist the following pages, home page, registration and user login, user profile page, books catalog, shopping cart, payment by credit card, order confirmation.
- b. Write an HTML page that contains a selection box with a list of 5 countries, when the user selects a country, its capital should be printed next to the list; Add CSS to customize the properties of the font of the capital (color, bold and font size).

### **Week-6:**

1. Create required tables in database for Signin, Sinup, Cart & Item details.
2. Write JSP program to connect MYSQL database & do inserting & updating of required data.

### **Week-7:**

Create a login application with the help of Sessions & Cookies.  
Create JSP program to order item & generate receipt invoice.  
Create JSP program to show Visitor's count of e-commerce site.

### **Week-8:**

- a. Create Dynamic Catalog page which display selected Item list.
- b. A simple calculator web application that takes two numbers and an operator (+, /, \*and %) from an HTML page and returns the result page with the operation performed on the operands

### **Week-9:**

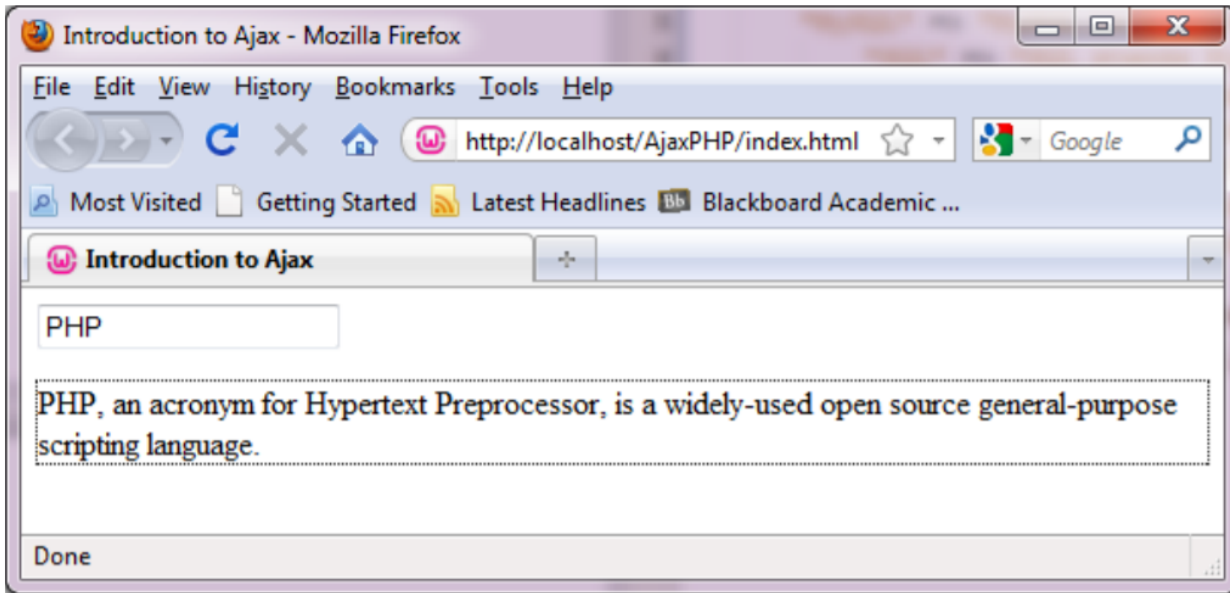
- a. Write a program to connect MySQL database using MySQLi functions in PHP.
- b. Write a PHP program to generate various reports using select queries & WHERE Clause.

### **Week-10:**

- a. Create and save an XML document at the server, which contains 10 users Information.  
Write a Program, which takes user Id as an input and returns the User details by taking the user information from the XML document
- b. Write a web service for finding what people think by asking 500 people's opinion for any consumer product.

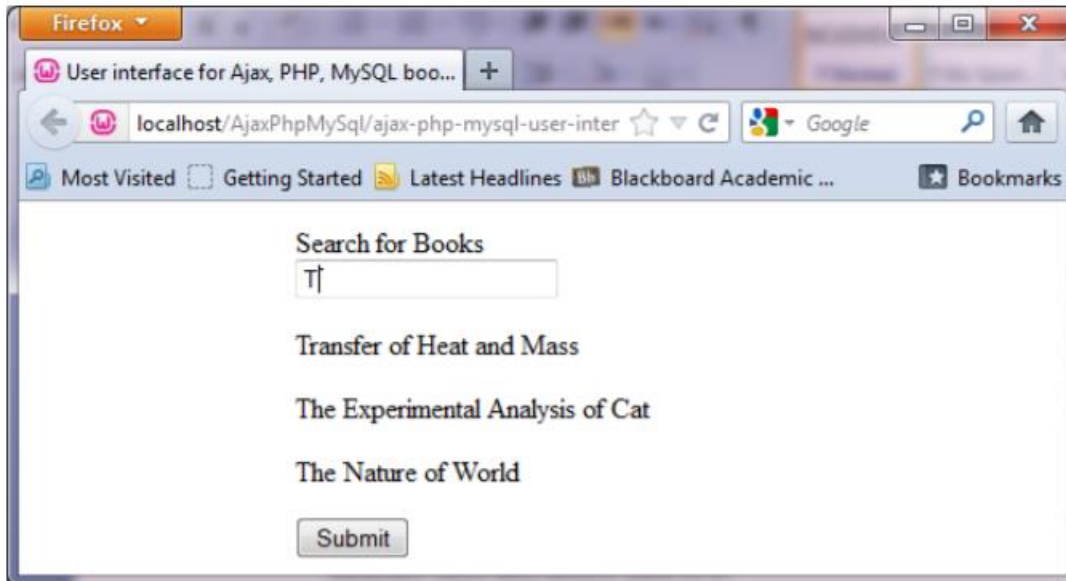
### **Week-11:**

Create a text input field, where users may enter any of the words: PHP, MySQL, SQL, HTML, CSS, HTML5, CSS3, or JSON. Once you start typing the input field guides you. When finished typing, press enter and press a tab, you may see some text associated is displayed below. This text is stored in a PHP file. Remember that all that happens without reloading the page.

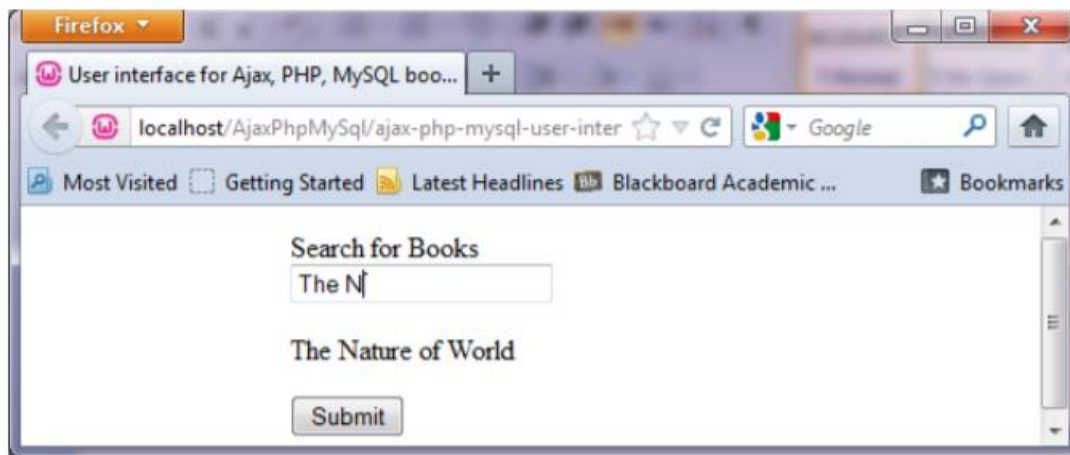
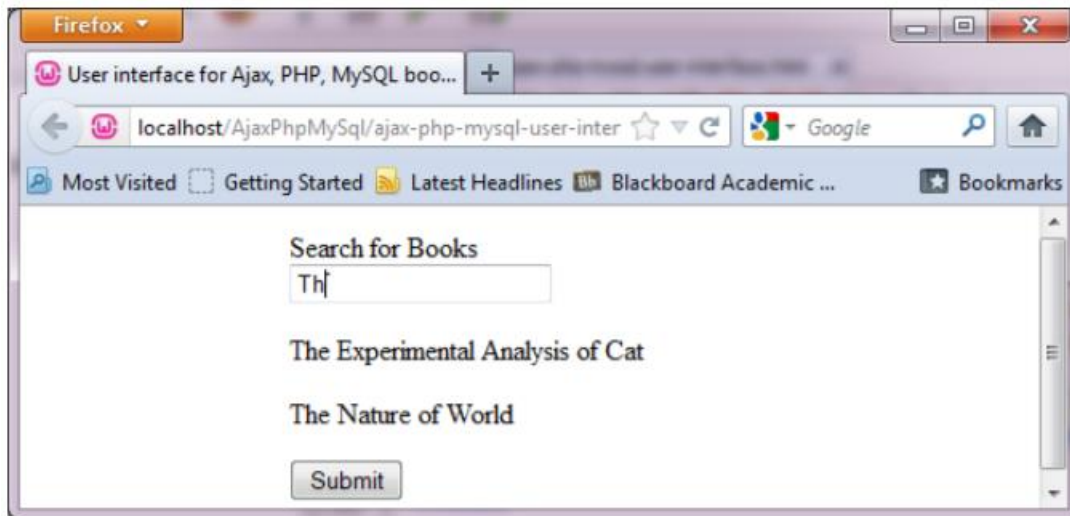


### Week-12:

Create a small Ajax-enabled rich application. The application has an input text field. When the user types an alphabet in the given input field, a request goes to the PHP file via Ajax, a query is made to the MySQL table, it returns some results and then those results are fetched by Ajax and displayed.







## Course Outcomes

Upon completion of the course, the students should be able to:

- Design the static web pages for an e-commerce web site.(L6)
- Design the E-commerce application with External CSS Styles to make website attractive(L6)
- Write JSP program to connect MySQL database (L1)
- Create a small Ajax-enabled rich application(L6)
- Construct a basic website using HTML and Cascading Style Sheets.(L3)
- Build dynamic web page with validation using Java Script(L6)
- Develop Client/server side programs(L3)
- Utilize AJAX and web services to develop interactive web applications.(L3)

**(19A12602P) DATA WAREHOUSING AND MINING LABORATORY**

**Course Objectives:**

This course is designed to:

- Understand the mathematical basics quickly and covers each and every condition of data mining in order to prepare for real-world problems
- Explore various classes of algorithms that will be covered to give a foundation to further apply knowledge to diverse deeper into the different flavors of algorithms
- Have awareness about packages and libraries of R and also familiar with functions used in R for visualization
- Use R programming to conduct analytics on large real life datasets
- Familiarize students with various statistical measures Viz. Mean, Mode, Median...

**List of Experiments:**

1. Implement all basic R commands. Interact data through .csv files (Import from and export to .csv files).
2. Get and Clean data using swirl exercises. (Use 'swirl' package, library and install that topic from swirl).
3. Visualize all Statistical measures (Mean, Mode, Median, Range, Inter Quartile Range etc., using Histograms, Boxplots and ScatterPlots).
4. Create a data frame with the following structure.

EMP ID	EMP NAME	SALARY	START DATE
1	XYZ	5000	01-11-2013
2	ABC	7500	05-06-2011
3	PQR	10000	21-09-1999
4	IJK	9500	13-09-2005
5	EFG	4500	23-10-2000

- a) Extract two column names using columnname.
  - b) Extract the first two rows and then all columns.
  - c) Extract 3<sup>rd</sup> and 5<sup>th</sup> row with 2<sup>nd</sup> and 4<sup>th</sup> column.
5. Write R Program using 'apply' group of functions to create and apply normalization function on each of the numeric variables/columns of iris dataset to transform them into
    - i) 0 to 1 range with min-max normalization.
    - ii) a value around 0 with z-score normalization.

6. Create a data frame with 10 observations and 3 variables and add new rows and columns to it using 'rbind' and 'cbind' function.
7. Write R program to implement linear and multiple regression on 'mtcars' dataset to estimate the value of 'mpg' variable, with best  $R^2$  and plot the original values in 'green' and predicted values in 'red'.
8. Demonstration of apriori algorithm on various data sets with varying confidence (%) and support (%).
9. Demonstrate the Classification Techniques using sample data Decision Tree, ID3 or CART.
10. Demonstrate k-means clustering using R.
11. Demonstrate k-medoids clustering using R.
12. Demonstrate density based clustering on iris dataset.
13. Demonstrate decision trees using 'readingSkills' dataset.
14. Demonstrate decision trees using 'iris' dataset using package party and 'rpart'.
15. Use a Corpus() function to create a data corpus then Build a term Matrix and Reveal word frequencies.

### Course Outcomes:

At the end of the course, student will be able to

- Extend the functionality of R by using add-on packages (L2)
- Examine data from files and other sources and perform various data manipulation tasks on them (L4)
- Demonstrate Code statistical functions in R (L2)
- Apply R Graphics and Tables to visualize results of various statistical operations on data (L3)
- Apply the knowledge of R being gained to data analytics for real life applications (L3)

### Text Books:

- 1) R and Data Mining: Examples and Case Studies, 1<sup>st</sup>ed, Yanchang Zhao, Springer, 2012.
- 2) R for Everyone, Advanced Analytics and Graphics, 2<sup>nd</sup>ed, Jared Lander, Pearson, 2018.

### e-Resources:

- 1) [www.r-tutor.com](http://www.r-tutor.com)

**(19A99601) MANDATORY COURSE: RESEARCH METHODOLOGY**

**COURSE OBJECTIVES :**

The objective of this course is

- To understand the basic concepts of research and research problem
- To make the students learn about various types of data collection and sampling design
- To enable them to know the method of statistical evaluation
- To make the students understand various testing tools in research
- To make the student learn how to write a research report
- To create awareness on ethical issues in research

**Syllabus**

**UNIT- I**

Meaning of Research – Objectives of Research – Types of Research – Research Approaches – Guidelines for Selecting and Defining a Research Problem – Research Design – Concepts related to Research Design – Basic Principles of Experimental Design.

**Learning Outcomes:-**

After completion of this unit student will

- Understand the concept of research and its process
- Explain various types of research
- Know the steps involved in research design
- Understand the different research approaches

**UNIT -II**

Sampling Design – steps in Sampling Design –Characteristics of a Good Sample Design – Random Sampling Design. Measurement and Scaling Techniques-Errors in Measurement – Tests of Sound Measurement – Scaling and Scale Construction Techniques – Time Series Analysis – Interpolation and Extrapolation. Data Collection Methods – Primary Data – Secondary data – Questionnaire Survey and Interviews.

### **Learning Outcomes:-**

After completion of this unit student will

- Understand the concept of sampling and sampling design
- Explain various techniques in measurement and scaling
- Learn various methods of data collection
- Design survey questionnaires for different kinds of research
- Analyze the questionnaires

### **UNIT- III**

Correlation and Regression Analysis – Method of Least Squares – Regression vs Correlation – Correlation vs Determination – Types of Correlations and Their Applications

### **Learning Outcomes:-**

After completion of this unit student will

- Know the association of two variables
- Understand the importance of correlation and regression
- Compare and contrast correlation and regression
- Learn various types of correlation
- Apply the knowledge of C&R Analysis to get the results

### **UNIT -IV**

Statistical Inference: Tests of Hypothesis – Parametric vs Non-parametric Tests – Hypothesis Testing Procedure – Sampling Theory – Sampling Distribution – Chi-square Test – Analysis of variance and Co-variance – Multivariate Analysis

### **Learning Outcomes:-**

After completion of this unit student will

- Know the statistical inference
- Understand the hypothesis testing procedure
- Compare and contrast Parametric and Non-parametric Tests
- Understand the use of chi-square test in investigating the distribution of categorical variables
- Analyze the significance of variance and covariance

## **UNIT -V**

Report Writing and Professional Ethics: Interpretation of Data – Report Writing – Layout of a Research Paper – Techniques of Interpretation- Making Scientific Presentations in Conferences and Seminars – Professional Ethics in Research.

### **Learning Outcomes:-**

After completion of this unit student will

- Learn about report writing
- Understand how to write research paper
- Explain various techniques of interpretation
- Understand the importance of professional ethics in research
- Design a scientific paper to present in the conferences/seminars

### **Course Outcomes:**

At the end of the course, students will be able to

- Understand basic concepts and its methodologies
- Demonstrate the knowledge of research processes
- Read, comprehend and explain research articles in their academic discipline
- Analyze various types of testing tools used in research
- Design a research paper without any ethical issues

### **Text books:**

1. C.R.Kothari, “Research Methodology:Methods and Techniques”,2<sup>nd</sup> edition, New Age International Publishers.
2. A Step by Step Guide for Beginners, “Research Methodology”: Ranjit Kumar, Sage Publications

### **REFERENCES:**

1. P.Narayana Reddy and G.V.R.K.Acharyulu, “Research Methodology and Statistical Tools”, 1<sup>st</sup> Edition, Excel Books,New Delhi.
2. Donald R. “Business Research Methods”, Cooper & Pamela S Schindler, 9<sup>th</sup> edition.
3. S C Gupta, “Fundamentals of Statistics”, 7<sup>th</sup> edition Himalaya Publications.

**(19A05701T) INTERNET OF THINGS**  
**(Common to CSE & IT)**

**Course Objectives:**

This course is designed to:

- Introduce the fundamental concepts of IoT and physical computing
- Expose the student to a variety of embedded boards and IoT Platforms
- Create a basic understanding of the communication protocols in IoT communications.
- Familiarize the student with application program interfaces for IoT.
- Enable students to create simple IoT applications.

**UNIT I**

**Overview of IoT:**

**The Internet of Things:** An Overview, The Flavour of the Internet of Things, The “Internet” of “Things”, The Technology of the Internet of Things, Enchanted Objects, Who is Making the Internet of Things?

**Design Principles for Connected Devices:** Calm and Ambient Technology, Privacy, Web Thinking for Connected Devices, Affordances.

**Prototyping:** Sketching, Familiarity, Costs Vs Ease of Prototyping, Prototypes and Production, Open source Vs Close source, Tapping into the community.

**Learning Outcomes:**

After completing this Unit, students will be able to

- Explain IoT architecture. [L2]
- Interpret the design principles that govern connected devices [L2]
- Summarize the roles of various organizations for IoT [L2]
- Interpret the significance of Prototyping [L2]

**UNIT II**

**Embedded Devices:**

Electronics, Embedded Computing Basics, Arduino, Raspberry Pi, Mobile phones and tablets, Plug Computing: Always-on Internet of Things

## **Learning Outcomes:**

After completing this Unit, students will be able to

- Explain the basics of microcontrollers [L2]
- Outline the architecture of Arduino [L2]
- Develop simple applications using Arduino [L3]
- Outline the architecture of Raspberry Pi [L2]
- Develop simple applications using Raspberry Pi [L3]
- Select a platform for a particular embedded computing application [L3]

## **UNIT III**

### **Communication in the IoT:**

Internet Communications: An Overview, IP Addresses, MAC Addresses, TCP and UDP Ports, Application Layer Protocols

### **Prototyping Online Components:**

Getting Started with an API, Writing a New API, Real-Time Reactions, Other Protocols Protocol

## **Learning Outcomes:**

**After completing this Unit, students will be able to**

- Interpret different protocols and compare them [L2]
- Select which protocol can be used for a specific application [L3]
- Utilize the Internet communication protocols for IoT applications [L3]
- Select IoT APIs for an application [L3]
- Design and develop a solution for a given application using APIs [L6]
- Test for errors in the application [L4]

## **UNIT IV**

**Business Models:** A short history of business models, The business model canvas, Who is the business model for, Models, Funding an Internet of Things startup, Lean Startups.

**Manufacturing:** What are you producing, Designing kits, Designing printed circuit boards.

## **Learning Outcomes:**

After completing this Unit, students will be able to

- Plan the business model [L6]
- Predict the market value [L6]
- Build the product [L6]



## UNIT V

**Manufacturing continued:** Manufacturing printed circuit boards, Mass-producing the case and other fixtures, Certification, Costs, Scaling up software.

**Ethics:** Characterizing the Internet of Things, Privacy, Control, Environment, Solutions.

### Learning Outcomes:

After completing this Unit, students will be able to

- Outline the manufacturing techniques [L2]
- Adapt the Ethics of the IoT[L6]

### Course outcomes:

Upon completion of the course, the students should be able to:

- Choose the sensors and actuators for an IoT application (L1)
- Select protocols for a specific IoT application (L2)
- Utilize the cloud platform and APIs for IoT applications (L3)
- Experiment with embedded boards for creating IoT prototypes (L3)
- Design a solution for a given IoT application (L6)

### Text Book:

1. Adrian McEwen, Hakim Cassimally - Designing the Internet of Things, Wiley Publications, 2012

### Reference Books:

1. Arshdeep Bahga, Vijay Madisetti - Internet of Things: A Hands-On Approach, Universities Press, 2014.
2. The Internet of Things, Enabling technologies and use cases – Pethuru Raj, Anupama C. Raman, CRC Press.

### Reference sites:

1. <https://www.arduino.cc/>
2. <https://www.raspberrypi.org/>

**(19A05505c) MOBILE APPLICATION DEVELOPMENT**  
**(Common to CSE & IT)**

**COURSE OBJECTIVES:**

This course is designed to:

- Facilitate students to understand android SDK
- Help students to gain a basic understanding of Android application development
- Inculcate working knowledge of Android Studio development tool

**UNIT-I:** Introduction to Android: The Android Platform, Android SDK, Eclipse Installation, Android Installation, Building your First Android application, Understanding Anatomy of Android Application, AndroidManifest file.

**Learning Outcomes:**

At the end of the unit, students will be able to:

- Make use of the Android platform (L3)
- Create and Run Android project using SDK (L6)
- Define the Anatomy of Android Application. (L1)

**UNIT-II:** Android Application Design Essentials: Anatomy of an Android applications, Android terminologies, Application Context, Activities, Services, Intents, Receiving and Broadcasting Intents, Android Manifest File and its common settings, Using Intent Filter, Permissions

**Learning Outcomes:**

At the end of the unit, students will be able to:

1. Explain the terminology used in Android applications (L2)
2. Develop first level Android applications that can accept information from the users (L3)
3. Illustrate the Android Manifest File and its common settings (L2)

**UNIT-III:** Android User Interface Design Essentials: User Interface Screen elements, Designing User Interfaces with Layouts, Drawing and Working with Animation.

## **Learning Outcomes:**

At the end of the unit, students will be able to:

- Design Android application screen with various elements for improving users experience(L6)
- Develop Android application with animations (L6)

**UNIT-IV:** Testing Android applications, Publishing Android application, Using Android preferences, Managing Application resources in a hierarchy, working with different types of resources.

## **Learning Outcomes:**

At the end of the unit, students will be able to:

- Demonstrate Testing and publishing of their developed Android applications in the internet. (L2)
- Explain how to manage Application resources in a hierarchy (L2)

**UNIT V:** Using Common Android APIs: Using Android Data and Storage APIs, Managing data using Sqlite,Sharing Data between Applications with Content Providers, Using Android Networking APIs, UsingAndroid Web APIs, Using Android Telephony APIs, Deploying Android Application to the World.

## **Learning Outcomes:**

At the end of the unit, students will be able to:

- Develop top end applications that work with data storing and sharing facility.(L6)
- Interpret and Develop applications based on customer perspective(L5)
- Utilize various Android API's for improving users experience(L3)

## **Course Outcomes**

Upon completion of the course, the students should be able to:

- Identify various concepts of mobile programming that make it unique from programming for other platforms (L3)
- Evaluate mobile applications on their design pros and cons. (L5)
- Utilize rapid prototyping techniques to design and develop sophisticated mobile interfaces. (L3)
- Develop mobile applications for the Android operating system that use basic and advanced phone features. (L6)
- Demonstrate the deployment of applications to the Android marketplace for distribution. (L2)

**TEXT BOOKS:**

1. Lauren Darcey and Shane Conder, “Android Wireless Application Development”, Pearson Education, 2nd ed. (2011)

**REFERENCE BOOKS:**

1. Reto Meier, “Professional Android 2 Application Development”, Wiley India Pvt Ltd
2. Mark L Murphy, “Beginning Android”, Wiley India Pvt Ltd
3. Android Application Development All in one for Dummies by Barry Burd, Edition: I

**(19A05703a) CLOUD COMPUTING  
(Professional Elective-III)**

**Course Objectives:**

This course is designed to:

- Define cloud services and models
- Demonstrate design the architecture for new cloud application.
- Explain how to re-architect the existing application for the cloud.

**Unit-I:** Introduction to Cloud Computing, Characteristics of Cloud Computing, Cloud Models, Cloud Services Examples, Cloud based services and Applications, Cloud Concepts and Technologies, Virtualization, Load Balancing, Scalability and Elasticity, Deployment, Replication, Monitoring, Software defined networking, Network function virtualization, Map Reduce, Identity and Access Management, Service Level Agreements, Billing.

**Learning Outcomes**

At the end of the unit, students will be able to:

- Outline the Cloud characteristics and models.(L2)
- Classify different models, different technologies in cloud.(L2)

**Unit-II:** Cloud Services and Platforms: Compute Services, Storage Services, Database Services, Application Services, Content Delivery Services, Analytics Services, Deployment and Management Services, Identity and Access Management Services, Open Source Private Cloud Software, Apache Hadoop, Hadoop MapReduce Job Execution, Hadoop Schedulers, Hadoop Cluster Setup.

**Learning Outcomes:**

At the end of the unit, students will be able to:

- Summarize the Services and Platform of cloud.(L2)
- Demonstrate Hadoop Cluster Setup. (L2)

**Unit-III:**Cloud Application Design: Design Considerations, Reference Architectures, Cloud Application Design Methodologies, Data Storage Approaches,

Multimedia Cloud: Introduction, Case Study: Live Video Streaming App, Streaming Protocols, Case Study: Video Transcoding APP.

### **Learning Outcomes:**

At the end of the unit, students will be able to:

- Design and build cloud applications.(L6)
- Describe the multimedia cloud. (L2)

**Unit-IV:** Python for Amazon Web Services, Python for Google Cloud Platform, Python for Windows Azure, Python for MapReduce, Python Packages of Interest, Python Web Application Framework – Django, Designing a RESTful Web API.

### **Learning Outcomes:**

At the end of the unit, students will be able to:

- Select different cloud services from different vendors (L2)
- Utilize Python language to access cloud services (L3)

**Unit-V:** Cloud Application Development in Python, Design Approaches, Image Processing APP, Document Storage App, MapReduce App, Social Media Analytics App, Cloud Application Benchmarking and Tuning, Cloud Security, Cloud Computing for Education.

### **Learning Outcomes:**

At the end of the unit, students will be able to:

- Investigate different Cloud applications. (L4)
- Design cloud applications using Python. (L6)

### **Course Outcomes:**

Upon completion of the course, the students should be able to:

- Outline the procedure for Cloud deployment (L2)
- Distinguish different cloud service models and deployment models (L4)
- Compare different cloud services. (L5)
- Design applications for an organization which use cloud environment. (L6)

**Textbooks:**

1. Arshadeep Bhaga, Vijay Madiseti, “Cloud Computing A Handson Approach”, Universities Press, 2018.

**References:**

1. Chris Hay, Brian Prince, “Azure in Action” Manning Publications [ISBN: 9781935182481],2010.
2. Henry Li, “Introducing Windows Azure” Apress; 1 edition [ISBN: 978-14302-2469-3],2009.
3. Eugenio Pace, Dominic Betts, Scott Densmore, Ryan Dunn, Masashi Narumoto, MatiasWoloski, “Developing Applications for the Cloud on the Microsoft Windows Azure Platform” Microsoft Press; 1 edition [ISBN: 9780735656062],2010.
4. Eugene Ciurana, “Developing with Google App Engine” Apress; 1 edition [ISBN: 978-1430218319],2009.
5. Charles Severance, “Using Google App Engine” O'Reilly Media; 1 edition, [ISBN: 978-0596800697], 2009.

**(19A05703b) NATURAL LANGUAGE PROCESSING**  
**Professional Elective - III**

**Course Objectives:**

This course is designed to:

- Explain and apply fundamental algorithms and techniques in the area of natural language processing (NLP)
- Discuss approaches to syntax and semantics in NLP.
- Examine current methods for statistical approaches to machine translation.
- Explore machine learning techniques used in NLP.

**UNIT I:**

**Introduction to Natural language**

The Study of Language, Applications of NLP, Evaluating Language Understanding Systems, Different Levels of Language Analysis, Representations and Understanding, Organization of Natural language Understanding Systems, Linguistic Background: An outline of English Syntax.

**Learning Outcomes:**

At the end of the module, students will be able to:

- Classify various NLP Applications (L2)
- Apply the logic by using Python Programming(L3)
- List the AI Languages (L1)
- Outline the Linguistic Background (L2)

**Unit II: Grammars and Parsing**

Grammars and Parsing- Top- Down and Bottom-Up Parsers, Transition Network Grammars, Feature Systems and Augmented Grammars, Morphological Analysis and the Lexicon, Parsing with Features, Augmented Transition Networks, Bayees Rule, Shannon game, Entropy and Cross Entropy.

**Learning Outcomes:**

At the end of the module, students will be able to:

- Demonstrate the Top- Down and Bottom-Up Parsing techniques (L2)
- Apply Bayes Rule, Shannon game, Entropy and Cross Entropy. (L3).
- Develop game playing strategies using Shannon game. (L3)



### **UNIT III: Grammars for Natural Language**

Grammars for Natural Language, Movement Phenomenon in Language, Handling questions in Context Free Grammars, Hold Mechanisms in ATNs, Gap Threading, Human Preferences in Parsing, Shift Reduce Parsers, Deterministic Parsers.

#### **Learning Outcomes:**

At the end of the module, students will be able to:

- Classify Grammars for Natural Language (L2)
- Explain Hold Mechanisms in ATNs. (L2)
- Explain Human Preferences in Parsing. (L2)

### **UNIT IV:**

#### **Semantic Interpretation**

Semantic & Logical form, Word senses & ambiguity, The basic logical form language, Encoding ambiguity in the logical Form, Verbs & States in logical form, Thematic roles, Speech acts & embedded sentences, Defining semantics structure model theory.

#### **Language Modeling**

Introduction, n-Gram Models, Language model Evaluation, Parameter Estimation, Language Model Adaption, Types of Language Models, Language-Specific Modeling Problems, Multilingual and Crosslingual Language Modeling.

#### **Learning Outcomes:**

At the end of the module, students will be able to:

- Distinguish Language model Evaluation (L4)
- List the types of Language Models (L1)

### **UNIT V:**

#### **Machine Translation**

Survey: Introduction, Problems of Machine Translation, Is Machine Translation Possible, Brief History, Possible Approaches, Current Status. Anusaraka or Language Accessor: Background, Cutting the Gordian Knot, The Problem, Structure of Anusaraka System, User Interface, Linguistic Area, Giving up Agreement in Anusarsaka Output, Language Bridges.

#### **Multilingual Information Retrieval**

Introduction, Document Preprocessing, Monolingual Information Retrieval, CLIR, MLIR, Evaluation in Information Retrieval, Tools, Software and Resources.

#### **Multilingual Automatic Summarization**

Introduction, Approaches to Summarization, Evaluation, How to Build a Summarizer, Competitions and Datasets.

## **Learning Outcomes:**

At the end of the module, students will be able to:

- Apply Machine Translation techniques. (L3)
- Elaborate Multilingual Information Retrieval and Multilingual Automatic Summarization. (L6)

## **Course Outcomes:**

Upon completion of the course, the students should be able to:

- Build NLP applications using Python. (L6)
- Apply various Parsing techniques, Bayes Rule, Shannon game, Entropy and Cross Entropy. (L3)
- Explain the fundamentals of CFG and parsers and mechanisms in ATN's. (L2)
- Apply Semantic Interpretation and Language Modeling..(L3)
- Interpret Machine Translation and multilingual Information Retrieval systems and Automatic Summarization.(L2)

## **TEXT BOOKS:**

1. James Allen, Natural Language Understanding, 2nd Edition, 2003, Pearson Education.
2. Multilingual Natural Language Processing Applications : From Theory To Practice- Daniel M.Bikel and Imed Zitouni, Pearson Publications.
3. Natural Language Processing, A paninian perspective, Akshar Bharathi,Vineet chaitanya,Prentice –Hall of India.

## **REFERENCES BOOKS:**

1. Charniack, Eugene, Statistical Language Learning, MIT Press, 1993.
2. Jurafsky, Dan and Martin, James, Speech and Language Processing, 2nd Edition, Prentice Hall, 2008.
3. Manning, Christopher and Henrich, Schutze, Foundations of Statistical Natural Language Processing, MIT Press, 1999.

**(19A05703c) AGILE METHODOLOGIES**  
**Professional Elective - III**

Course Objectives:

This course is designed to:

- Master the art of agile development.
- Understand how an iterative, incremental development process leads to faster delivery of more useful software.
- Elucidate the essence of agile development methods
- Explain the principles and practices of extreme programming

UNIT I:

Why Agile? , How to be Agile, Understanding XP, Values and Principles, Improve the Process, Eliminate Waste, Deliver Value.

**Learning Outcomes:**

After completing this Unit, students will be able to

- Appraise the importance of Agile and the philosophy behind being Agile (L5)
- Interpret the questions that helps to eliminate waste from the process and increase one's agility (L2)

UNIT II:

Practicing XP-Thinking, Pair Programming, Energized Work, Informative Workspace, RootCause Analysis, Retrospectives, Collaborating, Sit Together, Real Customer Involvement, Ubiquitous Language, Stand-Up Meetings, Coding Standards, Iteration Demo, Reporting.

**Learning Outcomes:**

After completing this Unit, students will be able to

- Apply practices to excel as mindful developers (L3)
- Illustrate the eight practices to help a team and its stakeholders collaborate efficiently and effectively (L2)

UNIT III:

Releasing-Done Done, No Bugs, Version Control, Ten-Minute Build, Continuous Integration, Collective Code Ownership, Documentation.

**Learning Outcomes:**

After completing this Unit, students will be able to

- Examine pushing software into production (L4)
- Explain the importance of documentation in ensuring the long-term maintainability of the product at appropriate times. (L2)

**UNIT IV:**

Planning-Vision, Release Planning, Risk Management, Iteration Planning, Stories, Estimating.

**Learning Outcomes:**

After completing this Unit, students will be able to

- List the eight practices that allows to control the chaos of endless possibility (L1)

**UNIT V:**

Developing-Incremental Requirements, Customer Tests, Test- Driven Development, Refactoring, Incremental Design and Architecture, Spike Solutions, Performance Optimization.

**Learning Outcomes:**

After completing this Unit, students will be able to

- Outline the practices that keep the code clean and allow the entire team to contribute to development. (L2)

**Course outcomes:**

Upon completion of the course, the students should be able to:

- Adopt Extreme Programming (L1)
- Create own agile method by customizing XP to a particular situation(L6)

**Text Books:**

1. James Shore and Shane Warden, “ The Art of Agile Development”, O’REILLY, 2007.

**References:**

1. Robert C. Martin, “Agile Software Development, Principles, Patterns, and Practices” , PHI, 2002.
2. Angel Medinilla, “Agile Management: Leadership in an Agile Environment”, Springer, 2012.
3. Bhuvan Unhelkar, “The Art of Agile Practice: A Composite Approach for Projects and Organizations”, CRC Press.
4. Jim Highsmith, “Agile Project Management”, Pearson education, 2004.

(19A01704a) AIR POLLUTION AND CONTROL  
OPEN ELECTIVE-III

**Course Objectives:**

- To identify the sources of air pollution
- To know the composition and structure of atmosphere
- To know the pollutants dispersion models
- To understand the working of air pollution control equipments
- To identify the sources of noise pollution and their controlling methods

**UNIT I**

Introduction: sources, effects on – ecosystems, characterization of atmospheric pollutants, air pollution episodes of environmental importance. Indoor Air Pollution– sources, effects.

**Learning Outcomes:**

After completing this Unit, students will be able to

- To understand the character of atmospheric pollutants and their effects

**UNIT II**

Meteorology - composition and structure of the atmosphere, wind circulation, solar radiation, lapse rates, atmospheric stability conditions, wind velocity profile, Maximum Mixing Depth (MMD), Temperature Inversions, Wind rose diagram.

**Learning Outcomes:**

After completing this Unit, students will be able to

- Understand the composition and structure and structure of atmosphere
- To understand the maximum mixing depth and windrose diagram

**UNIT III**

General characteristics of stack emissions, plume behaviour, heat island effect. Pollutants dispersion models – description and application of point, line and areal sources. Monitoring of particulate matter and gaseous pollutants –respirable, non-respirable and nano - particulate matter. CO, CO<sub>2</sub>, Hydrocarbons (HC), SOX and NOX, photochemical oxidants.

**Learning Outcomes:**

After completing this Unit, students will be able to

- To know about the general characteristics of stack emissions and their behavior
- To understand the monitoring of particulate matter and gaseous pollutants

**UNIT IV**

Air Pollution Control equipment for particulate matter & gaseous pollutants– gravity settling chambers, centrifugal collectors, wet collectors, fabric filters, electrostatic precipitator (ESP). – Adsorption, Absorption, Scrubbers, Condensation and Combustion.

**Learning Outcomes:**

After completing this Unit, students will be able to

- To know about the various air pollution control equipments

**UNIT V**

Noise - sources, measurements, effects and occupational hazards. Standards, Noise mapping, Noise attenuation equations and methods, prediction equations, control measures, Legal aspects of noise.

**Learning Outcomes:**

After completing this Unit, students will be able to

- To know about the noise sources, mapping, prediction equations etc.,

**Course Outcomes:**

Upon the successful completion of this course, the students will be able to:

- Identify the sources of air pollution
- Understand the composition and structure and structure of atmosphere.
- Know about the general characteristics of stack emissions and their behavior
- Know about the general characteristics of stake emission and their behavior
- Know about the noise sources, mapping, prediction equations etc.,

## **REFERENCES:**

1. WarkK ., Warner C.F., and Davis W.T., “Air Pollution - Its Origin and Control”, Harper & Row Publishers, New York.
2. Lee C.C., and Lin S.D., “Handbook of Environmental Engineering Calculations”, McGraw Hill, New York.
3. Perkins H.C., “Air Pollution”, McGraw Hill.
4. Crawford M., “Air Pollution Control Theory”, TATA McGraw Hill.
5. Stern A.C., “Air Pollution”, Vol I, II, III.
6. Seinfeld N.J., “Air Pollution”, McGraw Hill.
7. Stern A.C. Vol. V, “Air Quality Management”.
8. M N Rao and HVN Rao, Air Pollution” Tata McGraw Hill publication



(19A01704b) **BASICS OF CIVIL ENGINEERING**  
**OPEN ELECTIVE-III**

**Course Objectives:**

- To identify the traditional materials that are used for building constructions
- To know the principles of building planning
- To know the causes of dampness in structures and its preventive measures
- To know about the low cost housing techniques
- To know the basic principles of surveying

**UNIT I**

Traditional materials: Stones- Types of stone masonry -Brick-types of brick masonry- lime Cement – Timber – Seasoning of timber - their uses in building works

**Learning Outcomes:**

After completing this Unit, students will be able to

- To understand the characteristics of different building materials.

**UNIT II**

Elements of building planning- basic requirements-orientation-planning for energy efficiency-planning based on utility-other requirements.

**Learning Outcomes:**

After completing this Unit, students will be able to

- To understand the principles of planning in buildings

**UNIT III**

Dampness and its prevention: Causes of dampness- ill effects of dampness-requirements of an ideal material for damp proofing-materials for damp proofing –methods of damp proofing.

**Learning Outcomes:**

After completing this Unit, students will be able to

- To know about the causes of dampness in buildings and its ill effects
- To know about the general characteristics of ideal material for damp proofing

## **UNIT IV**

Cost effective construction techniques in mass housing schemes: Minimum standards –Approach to cost effective mass housing schemes- cost effective construction techniques.

### **Learning Outcomes:**

After completing this Unit, students will be able to

- To know about the various cost effective techniques in mass housing schemes.

## **UNIT V**

Introduction to Surveying: Object and uses of surveying- Primary divisions in surveying- Fundamental principles of surveying- Classification of surveying-plans and maps-scales-types of graphical scales- units and measurements

### **Learning Outcomes:**

After completing this Unit, students will be able to

- To know about the objects of surveying and its classification.

### **Course Outcomes:**

Upon the successful completion of this course, the students will be able to:

- Identify the traditional building materials that are used in building construction.
- Plan the buildings based on principles of planning.
- Identify the sources of dampness and its ill effects on buildings and its prevention.
- Know the cost effective construction in mass housing schemes.
- Know the importance of surveying in planning of the buildings.

### **Text books:**

1. S.S.Bhavikatti, “Basic civil engineering”, New age international publishers.
2. S.S.Bhavikatti, “Building Construction:”, Vikas Publishing house, New Delhi.
3. G.C.Sahu and Joygopal jena, “Building materials and Construction”, McGraw Hill Education.

### **Reference books:**

1. N.Subramanian, “Building Materials testing and sustainability”, Oxford university press.

**(19A02704a) RENEWABLE ENERGY SYSTEMS**

**OPEN ELECTIVE-III**

**Course Objectives:**

At the end of the course the student will be able to

- Identify various sources of Energy and the need of Renewable Energy Systems.
- Understand the concepts of Solar Radiation, Wind energy and its applications.
- Distinguish between solar thermal and solar PV systems
- Interpret the concept of geo thermal energy and its applications.
- Understand the use of biomass energy and the concept of Ocean energy and fuel cells.

**UNIT -I**

**Solar Energy**

Solar radiation - beam and diffuse radiation, solar constant, earth sun angles, attenuation and measurement of solar radiation, local solar time, derived solar angles, sunrise, sunset and day length. flat plate collectors, concentrating collectors, storage of solar energy-thermal storage.

**Learning Outcomes:**

At the end of the course the student will be able to

- To understand about solar thermal parameters
- To distinguish between flat plate and concentrated solar collectors
- To know about thermal storage requirements
- To know about measurement of solar radiation

**UNIT – II**

**PV Energy Systems**

Introduction, The PV effect in crystalline silicon basic principles, the film PV, Other PV technologies, Electrical characteristics of silicon PV cells and modules, PV systems for remote power, Grid connected PV systems.

**Learning Outcomes:**

After completing this Unit, students will be able to

- Understand the concept of PV effect in crystalline silicon and their characteristics
- Understand other PV technologies
- To know about electrical characteristics of PV cells & modules
- To know about grid connected PV systems

## **UNIT - III**

### **Wind Energy**

Principle of wind energy conversion; Basic components of wind energy conversion systems; wind mill components, various types and their constructional features; design considerations of horizontal and vertical axis wind machines: analysis of aerodynamic forces acting on wind mill blades and estimation of power output; wind data and site selection considerations.

#### **Learning Outcomes:**

After completing this Unit, students will be able to

- To understand basics of wind energy conversion and system
- To distinguish between VAWT and HAWT systems
- To understand about design considerations
- To know about site selection considerations of WECS

## **UNIT - IV**

### **Geothermal Energy**

Estimation and nature of geothermal energy, geothermal sources and resources like hydrothermal, geo-pressured hot dry rock, magma. Advantages, disadvantages and application of geothermal energy, prospects of geothermal energy in India.

#### **Learning Outcomes:**

After completing this Unit, students will be able to

- Understand the Geothermal energy and its mechanism of production and its applications
- Analyze the concept of producing Geothermal energies
- To learn about disadvantages and advantages of Geo Thermal Energy Systems
- To know about various applications of GTES

## **UNIT -V**

### **Miscellaneous Energy Technologies**

**Ocean Energy:** Tidal Energy-Principle of working, performance and limitations. Wave Energy-Principle of working, performance and limitations.

**Bio mass Energy:** Biomass conversion technologies, Biogas generation plants, Classification, advantages and disadvantages, constructional details, site selection, digester design consideration

**Fuel cell:** Principle of working of various types of fuel cells and their working, performance and limitations.

### **Learning Outcomes:**

After completing this Unit, students will be able to

- Analyze the operation of tidal energy
- Analyze the operation of wave energy
- Analyze the operation of bio mass energy
- Understand the principle, working and performance of fuel cell technology
- Apply these technologies to generate power for usage at remote centres

### **Course Outcomes:**

Upon the successful completion of this course, the students will be able to:

- To distinguish between various alternate sources of energy for different suitable application requirements
- To differentiate between solar thermal and PV system energy generation strategies
- To understand about wind energy system
- To get exposed to the basics of Geo Thermal Energy Systems
- To know about various diversified energy scenarios of ocean, biomass and fuel cells

### **Text Books:**

1. Stephen Peake, “Renewable Energy Power for a Sustainable Future”, Oxford International Edition, 2018.
2. G. D. Rai, “Non-Conventional Energy Sources”, 4<sup>th</sup> Edition, Khanna Publishers, 2000.

### **References:**

1. S. P. Sukhatme, “Solar Energy”, 3<sup>rd</sup> Edition, Tata Mc Graw Hill Education Pvt. Ltd, 2008.
2. B H Khan , “ Non-Conventional Energy Resources”, 2nd Edition, Tata Mc Graw Hill Education Pvt Ltd, 2011.
3. S. Hasan Saeed and D.K.Sharma, “Non-Conventional Energy Resources”, 3<sup>rd</sup> Edition, S.K.Kataria & Sons, 2012.
4. G. N. Tiwari and M.K.Ghosal, “Renewable Energy Resource: Basic Principles and Applications”, Narosa Publishing House, 2004.

**JAWAHARLAL NEHRU TECHNOLOGICAL UNIVERSITY ANANTAPUR**  
**B.Tech (IT) – IV-I Sem** **L T P C**  
**3 0 0 3**  
**(19A02704b) ELECTRIC VEHICLE ENGINEERING**  
**OPEN ELECTIVE-III**

**Course Objectives:**

After completing this Unit, students will be able to

- To get exposed to new technologies of battery electric vehicles, fuel cell electric vehicles
- To get exposed to EV system configuration and parameters
- To know about electro mobility and environmental issues of EVs
- To understand about basic EV propulsion and dynamics
- To understand about fuel cell technologies for EV and HVEs
- To know about basic battery charging and control strategies used in electric vehicles

**UNIT-I**

**Introduction to EV Systems and Parameters**

Past, Present and Future EV, EV Concept, EV Technology, State-of-the Art EVs, EV configuration, EV system, Fixed and Variable gearing, single and multiple motor drive, in-wheel drives, EV parameters: Weight, size, force and energy, performance parameters.

**Learning Outcomes:**

After completing this Unit, students will be able to

- To know about past, present and latest technologies of EV
- To understand about configurations of EV systems
- To distinguish between EV parameters and performance parameters of EV systems
- To distinguish between single and multiple motor drive EVs
- To understand about in-wheel EV

**UNIT-II**

**EV and Energy Sources**

Electro mobility and the environment, history of Electric power trains, carbon emissions from fuels, green houses and pollutants, comparison of conventional, battery, hybrid and fuel cell electric systems

**Learning Outcomes:**

After completing this Unit, students will be able to

- To know about various types of EV sources
- To understand about e-mobility
- To know about environmental aspects of EV
- To distinguish between conventional and recent technology developments in EV systems

### **UNIT-III**

#### **EV Propulsion and Dynamics**

Choice of electric propulsion system, block diagram, concept of EV Motors, single and multi motor configurations, fixed and variable geared transmission, In-wheel motor configuration, classification, Electric motors used in current vehicle applications, Recent EV Motors, Vehicle load factors, vehicle acceleration.

#### **Learning Outcomes:**

After completing this Unit, students will be able to

- To know about what is meant by propulsion system
- To understand about single and multi motor EV configurations
- To get exposed to current and recent applications of EV
- To understand about load factors in vehicle dynamics
- To know what is meant acceleration in EV

### **UNIT-IV**

#### **Fuel Cells**

Introduction of fuel cells, basic operation, model, voltage, power and efficiency, power plant system – characteristics, sizing, Example of fuel cell electric vehicle.

Introduction to HEV, brake specific fuel consumption, comparison of series, series-parallel hybrid systems, examples

#### **Learning Outcomes:**

After completing this Unit, students will be able to

- To know about fuel cell technology of EV
- To know about basic operation of FCEV
- To know about characteristics and sizing of EV with suitable example
- To get exposed to concept of Hybrid Electric Vehicle using fuel cells
- To know about the comparison of various hybrid EV systems

### **UNIT-V**

#### **Battery Charging and Control**

**Battery charging:** Basic requirements, charger architecture, charger functions, wireless charging, power factor correction.

**Control:** Introduction, modelling of electro mechanical system, feedback controller design approach, PI controllers designing, torque-loop, speed control loop compensation, acceleration of battery electric vehicle

### **Learning Outcomes:**

After completing this Unit, students will be able to

- To understand about basic requirements of battery charging and its architecture
- To know about charger functions
- To get exposed to wireless charging principle
- To understand about block diagram, modelling of electro mechanical systems of EV
- To be able to design various compensation requirements

### **Course Outcomes:**

Upon the successful completion of this course, the students will be able to:

- To understand and differentiate between conventional and latest trends in Electric Vehicles
- To know about various configurations in parameters of EV system
- To know about propulsion and dynamic aspects of EV
- To understand about fuel cell technologies in EV and HEV systems
- To understand about battery charging and controls required of EVs

### **TEXT BOOKS:**

1. C.C Chan, K.T Chau: “Modern Electric Vehicle Technology”, Oxford University Press Inc., New York 2001.
2. James Larminie, John Lowry, “Electric Vehicle Technology Explained”, Wiley, 2003.

### **REFERENCE BOOKS:**

1. Iqbal Husain,, “Electric and Hybrid Vehicles Design Fundamentals”, CRC Press 2005.
2. Ali Emadi, “Advanced Electric Drive Vehicles”, CRC Press, 2015.



(19A03704a) FINITE ELEMENT METHODS  
OPEN ELECTIVE-III

**Course Objectives:**

- Familiarize basic principles of finite element analysis procedure.
- Explain theory and characteristics of finite elements that represent engineering structures.
- Apply finite element solutions to structural, thermal, dynamic problem.
- Learn to model complex geometry problems and solution techniques.

**UNIT – I**

Introduction to finite element methods for solving field problems, Stress and equilibrium, Boundary conditions, Strain-Displacement relations, Stress- strain relations for 2D and 3D Elastic problems. Potential energy and equilibrium, The Rayleigh-Ritz method, Formulation of Finite Element Equations.

**One dimensional problems:** Finite element modeling coordinates and shape functions. Assembly of global stiffness matrix and load vector. Finite element equations, Treatment of boundary conditions, Quadratic shape functions.

**Learning Outcomes:**

At the end of the unit, the student will be able to

- Understand the concept of nodes and elements.(12)
- Understand the general steps of finite element methods.(12)
- Understand the role and significance of shape functions in finite element formulations (12)
- Formulate and solve axially loaded bar problems. (16)

**UNIT - II**

**Analysis of trusses:** Stiffness Matrix for plane truss element. Stress Calculations and Problems.

**Analysis of beams:** Element Stiffness Matrix for two noded, two degrees of freedom per node beam element and simple problems.

### **Learning Outcomes:**

At the end of the unit, the student will be able to

- Explain the use of the basic finite elements for structural applications using truss and beam. (I2)
- Formulate and analyze truss and beam problems. (I6)

### **UNIT - III**

Finite element modeling of two dimensional stress analysis - constant strain triangles-quadrilateral element-treatment of boundary conditions. Estimation of load Vector, Stresses.Finite element modeling of Axi-symmetric solids subjected to axi-symmetric loading with triangular elements.Two dimensional four nodedIsoparametric elements and problems.

### **Learning Outcomes:**

At the end of the unit, the student will be able to

- Explain the formulation of two – dimensional elements (Triangular and Quadrilateral Elements). (L2)
- Apply the formulation techniques to solve two – dimensional problems using triangle and quadrilateral elements. (L3)
- Formulate and solve axisymmetric problems.(L6)

### **UNIT - IV**

**Steady state heat transfer analysis:** One dimensional analysis of slab and fin, two dimensional analysis of thin plate.

Analysis of a uniform shaft subjected to torsion loading.

### **Learning Outcomes:**

At the end of the unit, the student will be able to

- Explain the application and use of the Finite Element Methods for heat transfer problems. (L2)
- Formulate and solve heat transfer problems. (L6)
- Analyse the

### **UNIT V**

**Dynamic analysis:** Formulation of finite element model,element –mass matrices,evaluation of Eigen values and Eigen vectors for a stepped bar truss.

**3D Problems:**Finite Element formulation- Tetrahedron element-Stiffness matrix.

## **Learning Outcomes:**

At the end of the unit, the student will be able to

- Understand problems involving dynamics using Finite Element Methods.
- Evaluate the Eigen values and Eigen Vectors for steeped bar.
- Develop the stiffness matrix for tetrahedron element.

## **Course Outcomes:**

Upon successful completion of this course you should be able to

- Understand the concepts behind variational methods and weighted residual methods in FEM.
- Identify the application and characteristics of FEA elements such as bars, beams, and isoparametric elements, and 3-D element.
- Develop element characteristic equation procedure and generation of global stiffness equation will be applied.
- Able to apply Suitable boundary conditions to a global structural equation, and reduce it to a solvable form.
- Able to identify how the finite element method expands beyond the structural domain, for problems involving dynamics, heat transfer and fluid flow.

## **TEXT BOOKS**

1. Chandraputla, Ashok & Belegundu, "Introduction to Finite Element in Engineering", Prentice Hall.
2. S.S.Rao, "The Finite Element Methods in Engineering", 2<sup>nd</sup> Edition, Elsevier Butterworth - Heinemann 2011.

## **REFERENCE BOOKS**

1. J N Reddy, "An introduction to the Finite Element Method", McGraw – Hill, New York, 1993.
2. R D Cook, D S Malkus and M E Plesha, "Concepts and Applications of Finite Element Analysis", 3<sup>rd</sup> Edition, John Wiley, New York, 1989.
3. K J Bathe, "Finite Element Procedures in Engineering Analysis", Prentice-Hall, Englewood Cliffs, 1982.
4. T J R Hughes, "the Finite Element Method, Prentice", Hall, Englewood Cliffs, NJ, 1986.
5. C Zienkiewicz and R L Taylor, "the Finite Element Method", 3<sup>rd</sup> Edition. McGraw-Hill, 1989.

(19A03704b) **PRODUCT MARKETING**  
**OPEN ELECTIVE-III**

**Course Objectives:**

- Introduce the basic concepts of Product marketing.
- Familiarize with market information systems and research
- Understand the nature and importance of industrial market
- Discuss the major stages in new product development
- Identify the factors affecting pricing decisions

**UNIT I:**

**Introduction (7 Hours)**

Historical development of marketing management, Definition of Marketing, Core marketing concepts, Marketing Management philosophies, Micro and Macro Environment, Characteristics affecting Consumer behaviour, Types of buying decisions, buying decision process, Classification of consumer products, Market Segmentation Concept of Marketing Myopia. Importance of marketing in the Indian Socio economic system.

**Learning Outcomes:**

At the end of this student, the student will be able to

- Define Marketing. (L1)
- Discuss marketing philosophies. (L2)
- Sketch the buying decision process. (L3)
- Understand the importance of marketing in the Indian socio economic system. (L2)

**UNIT II:**

**Marketing of Industrial Products (6 Hours)**

Components of marketing information system–benefits & uses marketing research system, marketing research procedure, Demand Estimation research, Test marketing, Segmentation Research - Cluster analysis, Discriminate analysis. Sales forecasting: objective and subjective methods. Nature and importance of the Industrial market, classification of industrial products, participants in the industrial buying process, major factors influencing industrial buying behavior, characteristics of industrial market demand. Determinants of industrial market demand Buying power of Industrial users, buying motives of Industrials users, the industrial buying process, buying patterns of industrial users.

### **Learning Outcomes:**

At the end of this student, the student will be able to

- Identify the components of marketing information system. (L2)
- List the advantages and uses of marketing research system. (L1)
- Demonstrate sales forecasting. (L3)
- Explain the major factors influencing industrial buying behaviour. (L2)

### **UNIT III:**

#### **Product Management And Branding (7 Hours)**

The concept of a product, features of a product, classification of products, product policies – product planning and development, product line, product mix – factors influencing change in product mix, product mix strategies, meaning of “New – product; major stages in new – product development product life cycle. Branding: Reasons for branding, functions of branding features of types of brands, kinds of brand name.

### **Learning Outcomes:**

At the end of this student, the student will be able to

- Identify the factors influencing change in product mix. (L2)
- Sketch various stages in product life cycle. (L2)
- Recall the features of a product and product policies. (L1)
- Demonstrate on features, functions and reasons of branding. (L3)

### **UNIT IV:**

#### **Pricing And Pacakaging (7Hours)**

Importance of Price, pricing objectives, factors affecting pricing decisions, procedure for price determination, kinds of pricing, pricing strategies and decisions Labeling: Types, functions advantages and disadvantages, Packaging: Meaning, growth of packaging, function of packaging, kinds of packaging.

### **Learningt Outcomes:**

At the end of this student, the student will be able to

- List the factors affecting pricing decisions. (L1)
- Explain the procedure for price determination. (L2)

- Employ Pricing strategies and decisions. (L3)
- Understand the functions of labelling and packaging. (L2)

## **UNIT V:**

### **Product Promotion (6Hours)**

Importance of Price, pricing objectives, factors affecting pricing decisions, procedure for price determination, kinds of pricing, pricing strategies and decisions. Advertising and sales promotion: Objectives of advertisement function of advertising, classification of advertisement copy, advertisement media – kinds of media, advantages of advertising. Objectives of sales promotion, advantages sales promotion. Personal Selling : Objectives of personal selling, qualities of good salesman, types of salesman, major steps in effective selling

### **Learning Outcomes:**

At the end of this student, the student will be able to

- Discuss the procedures for price determination. (L2)
- Explain the objectives of advertisement function of advertising. (L2)
- List the advantages and disadvantages of advertising. (L1)
- Describe the major steps in effecting selling. (L2)

### **Course Outcomes:**

At the end of the course, the student will be able to

- Understand basic marketing management concepts and their relevance to business development. (L2)
- Prepare a questionnaire for market research. (L5)
- Design marketing research plan for business organizations. (L5)
- Optimize marketing mix to get competitive advantage. (L4)

### **Text Books:**

1. Philip Kotler, “Principles of Marketing”, Prentice – Hall.
2. Philip Kotler, “Marketing Management”, Prentice – Hall.

### **Reference Books:**

1. Wiliam J Stanton, “Fundamentals of Marketing”, McGraw Hill
2. R.S.N. Pillai and Mrs.Bagavathi, “Marketing”, S. Chand & Co. Ltd
3. Rajagopal, “Marketing Management Text & Cases”, Vikas Publishing House

**(19A04704a) INTRODUCTION TO MICROCONTROLLERS & APPLICATIONS  
OPEN ELECTIVE-III**

**Course Objectives:**

This course will enable students to:

- Describe the Architecture of 8051 Microcontroller and Interfacing of 8051 to external memory.
- Write 8051 Assembly level programs using 8051 instruction set.
- Describe the Interrupt system, operation of Timers/Counters and Serial port of 8051.
- Interface simple switches, simple LEDs, ADC 0804, LCD and Stepper Motor to 8051.

**UNIT – I**

**8051 Microcontroller:**

Microprocessor Vs Microcontroller, Embedded Systems, Embedded Microcontrollers, 8051 Architecture- Registers, Pin diagram, I/O ports functions, Internal Memory organization. External Memory (ROM & RAM) interfacing.

**Learning Outcomes:**

At the end of this student, the student will be able to

- Understand the importance of Microcontroller and acquire the knowledge of Architecture of 8051 Microcontroller. (L1)
- Analyze interface required memory of RAM & ROM. (L3)

**UNIT – II**

Addressing Modes, Data Transfer instructions, Arithmetic instructions, Logical instructions, Branch instructions, Bit manipulation instructions. Simple Assembly language program examples to use these instructions.

**Learning Outcomes:**

At the end of this student, the student will be able to

- Explain different types instruction set of 8051. (L1)
- Develop the 8051 Assembly level programs using 8051 instruction set. (L3)

### UNIT – III

**8051 Stack, Stack and Subroutine instructions.** Simple Assembly language program examples to use subroutine instructions. 8051 Timers and Counters – Operation and Assembly language programming to generate a pulse using Mode-1 and a square wave using Mode- 2 on a port pin.

#### Learning Outcomes:

At the end of this student, the student will be able to

- Describe Stack and Subroutine of 8051. (L1)
- Design Timer /counters using of 8051. (L4)

### UNIT –IV

**8051 Serial Communication-** Basics of Serial Data Communication, RS- 232 standard, 9 pin RS232 signals, Simple Serial Port programming in Assembly and C to transmit a message and to receive data serially. **8051 Interrupts.** 8051 Assembly language programming to generate an external interrupt using a switch.

#### Learning Outcomes:

At the end of this student, the student will be able to

- Acquire knowledge of Serial Communication and develop serial port programming. (L1)
- Develop an ALP to generate an external interrupt using a switch. (L3)

### UNIT – V

8051 C programming to generate a square waveform on a port pin using a Timer interrupt. Interfacing 8051 to ADC-0804, DAC, LCD and Interfacing with relays and opto isolators, Stepper Motor Interfacing, DC motor interfacing, PWM generation using 8051.

#### Learning Outcomes:

At the end of this student, the student will be able to

- Apply and Interface simple switches, simple LEDs, ADC 0804 and LCD to using 8051 I/O ports. (L2)
- Design Stepper Motor and f motor interfacing of 8051. (L4)



**Course outcomes:**

- Understand the importance of Microcontroller and Acquire the knowledge of Architecture of 8051 Microcontroller.
- Apply and Interface simple switches, simple LEDs, ADC 0804, LCD and Stepper Motor to using 8051 I/O ports.
- Develop the 8051 Assembly level programs using 8051 instruction set.
- Design the Interrupt system, operation of Timers/Counters and Serial port of 8051.

**TEXT BOOKS:**

1. Muhammad Ali Mazidi and Janice Gillespie Mazidi and Rollin D. McKinlay; “The 8051 Microcontroller and Embedded Systems – using assembly and C”, PHI, 2006 / Pearson, 2006.
2. Kenneth J. Ayala, “The 8051 Microcontroller”, 3rd Edition, Thomson/Cengage Learning.

**REFERENCE BOOKS:**

1. Manish K Patel, “The 8051 Microcontroller Based Embedded Systems”, McGraw Hill, 2014, ISBN: 978-93-329-0125-4.
2. Raj Kamal, “Microcontrollers: Architecture, Programming, Interfacing and System Design”, Pearson Education, 2005.

**Course Objectives:**

- To explain about signals and perform various operations on it.
- To understand discrete time signals and systems.
- To solve Laplace transforms and z-transforms for various signals.
- To find Discrete Fourier Transform of a sequence by using Fast Fourier Transform.
- To design and realize IIR and FIR filters.

**UNIT- I:**

**INTRODUCTION TO SIGNALS**

Classification of Signals: Analog, Discrete, Digital, Deterministic & Random, Periodic & Aperiodic, Even & Odd, Energy & Power signals. Basic operations on signals: Time shifting, Time scaling, Time reversal, Amplitude scaling and Signal addition. Elementary Signals: Unit step, Unit ramp, Unit parabolic, Impulse, Sinusoidal function, Exponential function, Gate function, Triangular function, Sinc function and Signum function.

**Learning Outcomes:**

At the end of this student, the student will be able to

- Define basic signals and its operations, Classify discrete time signals and systems. (L1)
- Understand various basic operations on signals (L1)

**UNIT – II:**

**DISCRETE TIME SIGNALS AND SYSTEMS**

**Discrete Time Signals:** Elementary discrete time signals, Classification of discrete time signals: power and energy signals, even and odd signals. Simple manipulations of discrete time signals: Shifting and scaling of discrete-time signals.

**Discrete Time Systems:** Input-Output description of systems, Block diagram representation of discrete time systems, Linear Constant Coefficient Difference Equations, Classification of discrete time systems: linear and nonlinear, time-invariant and variant systems, causal and non causal, stable and unstable systems.

### **Learning Outcomes:**

At the end of this student, the student will be able to

- Define basic signals and its operations, Classify discrete time signals and systems. (L1)
- Understand various basic operations on signals (L1)

### **UNIT- III:**

#### **LAPLACE TRANSFORMS AND Z- TRANSFORMS**

**Laplace Transforms:** Laplace transforms, Partial fraction expansion, Inverse Laplace transform, Concept of Region of Convergence (ROC), Constraints on ROC for various classes of signals, Properties of Laplace transforms.

**Z-Transforms:** Concept of Z-transform of a discrete sequence, Region of convergence in Z-Transform, constraints on ROC for various classes of signals, inverse Z-transform, properties of Z-Transforms.

### **Learning Outcomes:**

At the end of this student, the student will be able to

- Understand the basic concepts of Laplace and Z transforms (L1)
- Apply the transform techniques to solve the problems (L2)

### **UNIT – IV:**

#### **FAST FOURIER TRANSFORMS**

Discrete Time Fourier Transform (DTFT), Discrete Fourier Transform (DFT), Radix-2 Fast Fourier Transforms (FFT), Decimation in Time and Decimation in Frequency FFT Algorithms: radix-2 DIT-FFT, DIF-FFT, and Inverse FFT: IDFT-FFT.

### **Learning Outcomes:**

At the end of this student, the student will be able to

- Understand the importance of DTFT, DFT, FFT and their inverse transforms with respect to signals and systems (L1)
- Analyze the Decimation in time and frequency algorithms (L3)

### **UNIT – V:**

#### **IIR AND FIR DIGITAL FILTERS**

**IIR DIGITAL FILTERS:** Analog filters approximations: Butterworth and Chebyshev, Design of IIR digital filters from analog filters. Realization of IIR filters: Direct form-I, Direct form-II, cascade form and parallel form.

**FIR DIGITAL FILTERS:** Characteristics of FIR digital filters, frequency response. Design of FIR digital filters using window techniques: Rectangular window, Triangular or Bartlett window, Hamming window, Hanning window, Blackman window. Realization of FIR filters: Linear phase and Lattice structures.

### **Learning Outcomes:**

At the end of this student, the student will be able to

- Understand the importance of IIR and FIR digital Filters (L1)
- Realize IIR filters and analyze various windowing techniques in FIR filters (L2)
- Design IIR and FIR filters (L4)

### **Course outcomes:**

- Define basic signals and its operations, Classify discrete time signals and systems.
- Solve Laplace Transform and z-Transform for various signals, Calculate DFT of a given sequence by using Fast Fourier Transform.
- Analyze the continuous and discrete signals and systems
- Design and realize IIR and FIR filters from the given specifications.

### **TEXT BOOKS:**

1. B. P. Lathi, "Signals, Systems and Communications", BS Publications, 2008.
2. John G. Proakis, Dimitris G. Manolakis, "Digital signal processing, principles, Algorithms and applications", 4<sup>th</sup> edition , Pearson Education/PHI, 2007.
3. A.V. Oppenheim and R.W. Schaffer, "Discrete Time Signal Processing", 2<sup>nd</sup> edition., PHI.

### **REFERENCES:**

1. A.V. Oppenheim, A.S. Will sky and S.H. Nawab, "Signals and Systems", PHI, 2<sup>nd</sup> Edition, 2013.
2. A. Anand Kumar, "Signals and Systems", PHI Publications, Third Edition, 2013
3. P. Ramesh Babu. "Digital Signal Processing".
4. Andreas Antoniou, "Digital signal processing", Tata McGraw Hill, 2006.
5. R S Kaler, M Kulkarni,, Umesh Gupta, "A Text book on Digital Signal processing" –I K International Publishing House Pvt. Ltd.
6. M H Hayes, Schaum's Outlines, "Digital Signal Processing", Tata Mc-Graw Hill, 2007.

**(19A05704a) FUNDAMENTALS OF GAME DEVELOPMENT**

**(Common to CSE & IT)**

**Course Objectives:**

This course is designed to:

- Get familiarized with the various components in a game and game engine.
- Explore the leading open source game engine components.
- Elaborate on game physics.
- Introduce to the game animation.
- Expose to network-based gaming issues.

**Unit – 1: Introduction to Game**

What is a Game? The Birth of Games, The Rise of Arcade Games, The Crash and Recovery, The Console Wars, Online Games and Beyond.

**The Game Industry:** Game Industry Overview, Game Concept Basics, Pitch Documentation, pitching a Game to a Publisher, Managing the developer-Publisher Relationship, Legal Agreements, Licenses, Console Manufacturers Approval.

**Roles on the Team:** Production, Art, Engineering, Design, Quality Assurance Testing, Team Organization, Corporate.

**Learning Outcomes:**

After completing this Unit, students will be able to

- Demonstrate online games and beyond. [L2]
- Outline the process carried out in the Game Industry [L2]
- Inspect the roles on the Team[L4]

**Unit – 2: Teams**

Project Leadership, Picking Leads, Team Building, Team Buy-in and Motivation.

**Effective Communication:** Written Communication, Oral Communication, Nonverbal Communication, Establishing Communication Norms, Communication Challenges.

**Game Production Overview:** Production Cycle, Preproduction, Production, Testing, Postproduction.

## **Learning Outcomes:**

After completing this Unit, students will be able to

- Build a team and pick a leader. [L6]
- Develop Effective communication. [L3]
- Outline the Game Production cycle [L2]

## **Unit – 3: Game Concept**

Introduction, Beginning the Process, Defining the Concept, Game Programming Basics, Prototyping, Risk Analysis, Pitch Idea, Project Kickoff.

**Characters, setting, and Story:** Story Development, Gameplay, Characters, Setting, Dialogue, Cinematics, Story Documentation.

**Game Requirements:** Define Game Features, Define Milestones and Deliverables, Evaluate Technology, Define Tools and Pipeline, Documentation, Approval, Game Requirements Outline

## **Learning Outcomes:**

After completing this Unit, students will be able to

- Design a game. [L6]
- Demonstrate the game play. [L2]
- Identify the Game requirements [L3]

## **Unit – 4 : Game Plan**

Dependencies, Schedules, Budgets, Staffing, Outsourcing, Middleware, Game Plan Outline.

**Production Cycle:** Design Production Cycle, Art Production Cycle, Engineering Production Cycle, Working Together.

**Voiceover and Music:** Planning for Voiceover, choosing a Sound Studio, Casting Actors, Recording Voiceover, Voiceover Checklist, Planning for Music, Working with a Composer, Licensing Music.

## **Learning Outcomes:**

After completing this Unit, students will be able to

- Outline the Game plan. [L2]
- Define the production cycle. [L1]
- Make use of voiceover and music in game development. [L3]

## **Unit – 5 :Localization**

Creating International Content, Localization-Friendly Code, Level of Localization, Localization Plan, Testing, Localization Checklist.

**Testing and Code Releasing:** Testing Schedule, Test Plans, Testing Pipeline, Testing Cycle, External Testing, Determining Code Release, Code Release Checklist, Gold Masters, Postmortems.

**Marketing and Public Relations:** Software Age Ratings, Working with Marketing, Packaging, Demos, Marketing Assets, Game Builds, Working with Public Relations, Asset Deliverable Checklist.

**Learning Outcomes:**

After completing this Unit, students will be able to

- Explain the importance of localization. [L2]
- Summarize Testing and code releasing [L2]
- Illustrate Marketing and public relations. [L2]

**Course Outcomes:**

Upon completion of the course, the students should be able to:

- Design games for commercialization (L6)
- Predict the trends in game development (L5)
- Design Game Plan and production cycle (L6)
- Dramatize the game playing environment (L4)

**Text Book:**

1. Heather Maxwell Chandler, and Rafael Chandler, “Fundamentals of Game Development”, Jones& Bartlett Learning, 2011.

**References:**

1. Flint Dille and John Zuur Platten, The Ultimate guide to Video Game Writing, Loan Eagle publisher, 2008.
2. Adams, Fundamentals of Game Design, 3<sup>rd</sup> edition, Pearson Education India, 2015.

**(19A05704b) CYBER SECURITY**  
**(Common to CSE & IT)**

**Course Objectives:**

This course is designed to:

- Understand essential building blocks and basic concepts of cyber security
- Explore Web security and Network security
- Explain the measures for securing the networks and cloud
- Understand privacy principles and policies
- Describe the legal issues and ethics in computer security

**UNIT I**

Introduction: Introduction to Computer Security, Threats, Harm, Vulnerabilities, Controls, Authentication, Access Control, and Cryptography, Authentication, Access Control, Cryptography.

Programs and Programming: Unintentional (Non-malicious) Programming Oversights, Malicious Code—Malware, Countermeasures.

**Learning Outcomes:**

After completing this Unit, students will be able to

- Explain Vulnerabilities, threats and. Counter measures for computer security[L2]
- Interpret the design of the malicious code [L2]

**UNIT II**

Web Security: User Side, Browser Attacks, Web Attacks Targeting Users, Obtaining User or Website Data, Email Attacks.

Operating Systems Security: Security in Operating Systems, Security in the Design of Operating Systems, Rootkit.

**Learning Outcomes:**

After completing this Unit, students will be able to

- Outline the attacks on browser, Web and email. [L2]
- Explain the security aspects of Operating Systems. [L3]

**UNIT III**

Network Security: Network Concepts, Threats to Network Communications, Wireless Network Security, Denial of Service, Distributed Denial-of-Service Strategic Defenses: Security Countermeasures, Cryptography in Network Security, Firewalls, Intrusion Detection



and Prevention Systems, Network Management .

Cloud Computing and Security: Cloud Computing Concepts, Moving to the Cloud, Cloud Security Tools and Techniques, Cloud Identity Management, Securing IaaS.

### **Learning Outcomes:**

After completing this Unit, students will be able to

- Identify the network security threats and attacks. [L3]
- Design the Counter measures to defend the network security attacks. [L6]
- Analyze the security tools and techniques for Cloud computing [L4]

### **UNIT IV**

Privacy: Privacy Concepts, Privacy Principles and Policies, Authentication and Privacy, Data Mining, Privacy on the Web, Email Security, Privacy Impacts of Emerging Technologies, Where the Field Is Headed.

Management and Incidents: Security Planning, Business Continuity Planning, Handling Incidents, Risk Analysis, Dealing with Disaster.

### **Learning Outcomes:**

After completing this Unit, students will be able to

- Interpret the need for Privacy and its impacts of Emerging Technologies. [L2]
- Explain how to handle incidents and deal with Disaster. [L2]

### **UNIT V**

Legal Issues and Ethics: Protecting Programs and Data, Information and the Law, Rights of Employees and Employers, Redress for Software Failures, Computer Crime, Ethical Issues in Computer Security, Incident Analysis with Ethics, Emerging Topics: The Internet of Things, Economics, Computerized Elections, Cyber Warfare.

### **Learning Outcomes:**

After completing this Unit, students will be able to

- Adapt legal issues and ethics in computer security. [L6]
- Elaborate on the Emerging topics. [L6]

### **Course Outcomes:**

Upon completion of the course, the students should be able to:

- Illustrate the broad set of technical, social & political aspects of Cyber Security and security management methods to maintain security protection (L2)
- Assess the vulnerabilities and threats posed by criminals, terrorist and nation states to

national infrastructure (L5)

- Identify the nature of secure software development and operating systems (L3)
- Demonstrate the role security management in cyber security defense (L2)
- Adapt the legal and social issues at play in developing solutions.(L6)

**Text Books:**

- 1) Pfleeger, C.P., Security in Computing, Prentice Hall, 2010, 5th edition.
- 2) Schneier, Bruce. Applied Cryptography, Second Edition, John Wiley & Sons, 1996

**Reference Books:**

- 1) Rhodes-Ousley, Mark. Information Security: The Complete Reference, Second Edition, Information Security Management: Concepts and Practice, McGraw-Hill, 2013.
- 2) Whitman, Michael E. and Herbert J. Mattord. Roadmap to Information Security for IT and Infosec Managers. Boston, MA: Course Technology, 2011.

**(19A27704a) CORPORATE GOVERNANCE IN FOOD INDUSTRIES**  
**OPEN ELECTIVE III**

**PREAMBLE**

This text focuses on corporate governance, business ethics and emerging trends in food industries.

**Course Objectives**

- To understand the concepts of corporate governance in view of food industry

**UNIT – I**

Corporate Governance- A Conceptual Foundation: Concept, nature, issues and importance of corporate governance, origin and development of corporate governance, concept of corporate management, Different models of corporate governance, corporate governance in family business, corporate governance failure with examples.

**Learning Outcomes:**

At the end of unit, students will be able to understand the following

- Concept, nature, issues and importance of corporate governance
- origin and development of corporate governance, concept of corporate management
- Different models of corporate governance
- corporate governance in family business, corporate governance failure with examples

**UNIT – II**

Role Players: Role of various players viz. Role of shareholders their rights and responsibilities, Role of board of directors in corporate governance- executive and non executive directors, independent and nominee directors, Role of Auditors, audit committee, media.

**Learning Outcomes:**

At the end of unit, students will be able to understand the following

- Role of shareholders their rights and responsibilities

- Role of board of directors in corporate governance- executive and non executive directors, independent and nominee directors
- Role of Auditors, audit committee, media.

### **UNIT – III**

Corporate governance in India and the Global Scenario: Corporate Governance practices /codes in India, UK, Japan, USA. Contributions of CII-recommendations on corporate governance by different committees in India, SEBI guidelines, Kumar Manglam Birla Committee, Naresh Chandra committee Report, OECD Principles, Cadbury Committee

#### **Learning Outcomes:**

At the end of unit, students will be able to understand the following

- Corporate Governance practices /codes in India, UK, Japan, USA.
- Contributions of CII-recommendations on corporate governance by different committees in India, SEBI guidelines,
- Have detail study of committees like Kumar Manglam Birla Committee, Naresh Chandra committee Report, OECD Principles, Cadbury Committee

### **UNIT – IV**

Emerging trends: Emerging Trends and latest developments in Corporate Governance. Corporate Governance initiative in India and Abroad, Corporate Governance Rating- Role of rating agencies in corporate governance. ICRA Corporate governance rating method for examining the quality and effectiveness of corporate governance.

#### **Learning Outcomes:**

At the end of unit, students will be able to understand the following

- Emerging Trends and latest developments in Corporate Governance.
- Corporate Governance initiative in India and Abroad,
- Corporate Governance Rating- Role of rating agencies in corporate governance
- ICRA Corporate governance rating method for examining the quality and effectiveness of corporate governance.

## **UNIT – V**

Business ethics and corporate governance. Social responsibility and corporate governance. Corporate governance and value creation. Political economy of corporate governance.

### **Learning Outcomes:**

At the end of unit, students will be able to understand the following

- Business ethics and corporate governance.
- Social responsibility and corporate governance.
- Corporate governance and value creation.
- Political economy of corporate governance.

### **Course Outcomes:**

By the end of the course, the students will

- Attain knowledge on system of corporate governance in food industries.
- Get to know about business ethics and values.

### **TEXT BOOKS**

1. Subhash Chandra Das, “Corporate Governance in India”, PHI Pvt. Ltd., New Delhi(2008),
2. Dennis Campbell, “Susan Woodley Trends and Developments In Corporate Governance”. (2004)

### **REFERENCES**

1. Jayati Sarkar. “Corporate Governance in India”. Sage Publications, New Delhi,2012.
2. Vasudha, Joshi “Corporate Governance The Indian Scenario”. Foundations Books Pvt. Ltd. New Delhi. 2012,

**(19A27704b) PROCESS TECHNOLOGY FOR CONVENIENCE & RTE FOODS  
OPEN ELECTIVE III**

**PREAMBLE**

This text focuses on various aspects and technologies involved in processing of convenience and Read-to-eat foods.

**Course Objectives:**

- To understand the importance and demand for convenience foods in present day scenario
- To learn the various technical aspects of convenience and Read-to-eat foods.

**UNIT – I**

Overview of grain-based snacks: whole grains – roasted, toasted, puffed, popped and flakes  
Coated grains-salted, spiced and sweetened Flour based snack– batter and dough based products;  
savoury and farsans; formulated chips and wafers, papads.

**Learning Outcomes:**

At the end of unit, students will be able to understand the following

- Role of cereal based ingredients in snacks industries.
- Various technologies and equipments involved in Snacks industries

**UNIT – II**

Technology for fruit and vegetable based snacks: chips, wafers, papads etc. Technology of ready to eat fruits and vegetable based food products like, sauces, fruit bars, glazed candy etc. Technology of ready to eat canned value added fruits/vegetables and mixes and ready to serve beverages etc.

**Learning Outcomes:**

At the end of unit, students will be able to understand the following

- Role of Fruits and vegetables in convenience products.
- Processing of various Fruit and vegetable based products.

### **UNIT – III**

Technology of ready- to- eat baked food products, drying, toasting roasting and flaking, coating, chipping. Extruded snack foods: Formulation and processing technology, colouring, flavouring and packaging. Technology for coated nuts – salted, spiced and sweetened products- chikkis, Sing bhujia.

#### **Learning Outcomes:**

At the end of unit, students will be able to understand the following

- Various methods involved in processing of ready to eat baked products
- Various methods involved in processing of extruded snack foods
- Technology involved in processing different coated nuts

### **UNIT IV**

Technology for ready-to-cook food products- different puddings and curried vegetables etc. Technology for ready-to-cook and ready to eat meat and meat food products. Technology for preparation of instant cooked rice, carrot and other cereals based food products.

#### **Learning Outcomes:**

At the end of unit, students will be able to understand the following

- Technology involved in processing different ready to cook food products
- Technology involved in processing different ready to cook and ready to eat meat and meat products
- Technology involved in processing different instant cooked cereal products

### **UNIT – V**

Technology of ready to eat instant premixes based on cereals, pulses etc. Technology for RTE puffed snack- sand puffing, hot air puffing, explosion puffing, gun puffing etc. Technology for preparation of traditional Indian dairy products.

#### **Learning Outcomes:**

At the end of unit, students will be able to understand the following

- Technology involved in processing different ready to eat instant premixes based on cereals and pulses and etc.
- Technology involved in processing different RTE puffed snacks

- Technology involved in processing different traditional dairy products

### **Course Outcomes:**

By end of the course students will understand

- Technology for processing ready to eat and ready cook different products and equipment used for manufacturing of RTE products

### **TEXT BOOKS**

1. Edmund WL. "Snack Foods Processing". AVI Publ.
2. Kamaliya M.K and Kamaliya K.B. 2001. Vol.1 and 2, "Baking Science and Industries", M.K.Kamaliya Publisher, Anand.

### **REFERENCES**

1. Frame ND . "Technology of Extrusion Cooking". Blackie Academic1994. .
2. Gordon BR. "Snack Food", AVI Publ, 1997.
3. Samuel AM. "Snack Food Technology", AVI Publ. 1976.



(19A54704a) NUMERICAL METHODS FOR ENGINEERS  
OPEN ELECTIVE-III  
(ECE , CSE, IT & CIVIL)

**Course objectives:**

This course aims at providing the student with the knowledge on various numerical methods for solving equations, interpolating the polynomials, evaluation of integral equations and solution of differential equations.

**UNIT-I:**

**Solution of Algebraic & Transcendental Equations:**

Introduction-Bisection method-Iterative method-Regula falsi method-Newton Raphson method.  
System of Algebraic equations: Gauss Jordan method-Gauss Siedal method.

**Learning Outcomes:**

Students will be able to

- Calculate the roots of equation using Bisection method and Iterative method.
- Calculate the roots of equation using Regula falsi method and Newton Raphson method.
- Solve the system of algebraic equations using Gauss Jordan method and Gauss Siedal method.

**UNIT-II:**

**Curve Fitting**

Principle of Least squares- Fitting of curves- Fitting of linear, quadratic and exponential curves.

**Learning Outcomes:**

Students will be able to

- understand curve fitting
- understand fitting of several types of curves

**UNIT-III:**

**Interpolation**

Finite differences-Newton's forward and backward interpolation formulae – Lagrange's formulae. Gauss forward and backward formula, Stirling's formula, Bessel's formula.

### **Learning Outcomes:**

Students will be able to

- Understand the concept of interpolation.
- Derive interpolating polynomial using Newton's forward and backward formulae.
- Derive interpolating polynomial using Lagrange's formulae.
- Derive interpolating polynomial using Gauss forward and backward formulae.

### **UNIT-IV:**

#### **Numerical Integration**

Numerical Integration: Trapezoidal rule – Simpson's 1/3 Rule – Simpson's 3/8 Rule

### **Learning Outcomes:**

Students will be able to

- Solve integral equations using Simpson's 1/3 and Simpson's 3/8 rule.
- Solve integral equations using Trapezoidal rule.

### **UNIT-V:**

#### **Solution of Initial value problems to Ordinary differential equations**

Numerical solution of Ordinary Differential equations: Solution by Taylor's series-Picard's Method of successive Approximations-Modified Euler's Method-Runge-Kutta Methods.

### **Learning Outcomes:**

Students will be able to

- Solve initial value problems to ordinary differential equations using Taylor's method.
- Solve initial value problems to ordinary differential equations using Euler's method and Runge Kutta methods.

### **Course Outcomes:**

After the completion of course, students will be able to

- Apply numerical methods to solve algebraic and transcendental equations.
- Understand fitting of several kinds of curves.
- Derive interpolating polynomials using interpolation formulae.

- Solve differential and integral equations numerically.

**Text Books:**

1. B.S.Grewal, “Higher Engineering Mathematics”, Khanna publishers.
2. Ronald E. “Probability and Statistics for Engineers and Scientists”, Walpole,PNIE.
3. Erwin Kreyszig, “Advanced Engineering Mathematics”, Wiley India

**Reference Books:**

1. B.V.Ramana, “Higher Engineering Mathematics”, Mc Graw Hill publishers.
2. Alan Jeffrey, “Advanced Engineering Mathematics”, Elsevier.

**HUMANITIES ELECTIVE-II**

**(19A52701a) ORGANISATIONAL BEHAVIOUR**

**Course Objectives :**

The objectives of this course are

- To make the student understand about the organizational behavior
- To enable them to develop self motivation, leadership and management
- To facilitate them to become powerful leaders
- Impart knowledge about group dynamics
- To make them understand the importance of change and development

**Syllabus**

**UNIT-I**

Organizational Behavior - Introduction to OB - Meaning and definition, scope - Organizing Process – Making organizing effective - Understanding Individual Behavior – Attitude - Perception - Learning - Personality Types

**Learning Outcomes:**

After completion of this unit student will

- Understand the concept of Organizational Behavior
- Contrast and compare Individual & Group Behavior and attitude
- Analyze Perceptions
- Evaluate personality types

**UNIT-II**

Motivation and Leading - Theories of Motivation - Maslow's Hierarchy of Needs - Herzberg's Two Factor Theory - Leading - Leading Vs Managing

**Learning Outcomes:**

After completion of this unit student will

- Understand the concept of Motivation
- Understand the Theories of motivation

- Explain how employees are motivated according to Maslow's Needs Hierarchy
- Compare and contrast leading and managing

### **UNIT-III**

Leadership and Organizational Culture and Climate - Leadership - Traits Theory–Managerial Grid - Transactional Vs Transformational Leadership - Qualities of good Leader - Conflict Management - Evaluating Leader - Women and Corporate leadership.

#### **Learning Outcomes:**

After completion of this unit student will

- Know the concept of Leadership
- Contrast and compare Traits theory and Managerial Grid
- Know the difference between Transactional and Transformational Leadership
- Evaluate the qualities of good leaders
- Emerge as the good leader

### **UNIT – IV**

Group Dynamics - Types of groups - Determinants of group behavior - Group process – Group Development - Group norms - Group cohesiveness - Small Groups - Group decision making - Team building - Conflict in the organization – Conflict resolution

#### **Learning Outcomes:**

After completion of this unit student will

- Know the concept of Group Dynamics
- Contrast and compare Group behavior and group development
- Analyze Group decision making
- Know how to resolve conflicts in the organization

### **UNIT - V**

Organizational Change and Development - Organizational Culture - Changing the Culture – Change Management – Work Stress Management - Organizational management – Managerial implications of organization's change and development

#### **Learning Outcomes:**

- After completion of this unit student will
- Know the importance of organizational change and development

- Apply change management in the organization
- Analyze work stress management
- Evaluate Managerial implications of organization

**Course outcomes:**

At the end of the course, students will be able to

- Understand the nature and concept of Organizational behavior
- Apply theories of motivation to analyze the performance problems
- Analyze the different theories of leadership
- Evaluate group dynamics
- Develop as powerful leader

**TEXT BOOKS:**

1. Luthans, Fred, “Organisational Behaviour” , McGraw-Hill, 12 Th edition 2011
2. P Subba Rao, Organisational Behaviour, Himalya Publishing House 2017

**REFERENCES BOOKS:**

1. McShane, “Organizational Behaviour”, TMH 2009
2. Nelson, “Organisational Behaviour”, Thomson, 2009.
3. Robbins, P.Stephen, Timothy A. Judge, “Organisational Behaviour”, Pearson 2009.
4. Aswathappa, “Organisational Behaviour”, Himalaya, 2009

**Course objectives :**

The objectives of this course are

- To provide fundamental knowledge on Management, Administration, Organization & its concepts.
- To make the students understand the role of management in Production
- To impart the concept of HRM in order to have an idea on Recruitment, Selection, Training & Development, job evaluation and Merit rating concepts
- To create awareness on identify Strategic Management areas & the PERT/CPM for better Project Management
- To make the students aware of the contemporary issues in management

**Syllabus**

**UNIT- I**

**INTRODUCTION TO MANAGEMENT**

Management - Concept and meaning - Nature-Functions - Management as a Science and Art and both. Schools of Management Thought - Taylor's Scientific Theory-Henry Fayol's principles - Eltan Mayo's Human relations - Systems Theory - **Organisational Designs** - Line organization - Line & Staff Organization - Functional Organization - Matrix Organization - Project Organization - Committee form of Organization - Social responsibilities of Management.

**Learning Outcomes:**

At the end if the Unit, the learners will be able to

- Understand the concept of management and organization
- Apply the concepts & principles of management in real life industry.
- Analyze the organization chart & structure for an enterprise.
- Evaluate and interpret the theories and the modern organization theory.

## **UNIT II**

### **OPERATIONS MANAGEMENT**

Principles and Types of Plant Layout - Methods of Production (Job, batch and Mass Production), Work Study - Statistical Quality Control - Deming's contribution to Quality. **Material Management** - Objectives - Inventory-Functions - Types, Inventory Techniques - EOQ-ABC Analysis - Purchase Procedure and Stores Management - **Marketing Management** - Concept - Meaning - Nature- Functions of Marketing - Marketing Mix - Channels of Distribution - Advertisement and Sales Promotion - Marketing Strategies based on Product Life Cycle.

#### **Learning Outcomes:**

At the end of the Unit, the learners will be able to

- Understand the core concepts of Management Science and Operations Management
- Apply the knowledge of Quality Control, Work-study principles in real life industry.
- Evaluate Materials departments & Determine EOQ
- Analyze Marketing Mix Strategies for an enterprise.
- Create and design advertising and sales promotion

## **UNIT III**

### **HUMAN RESOURCES MANAGEMENT (HRM)**

HRM - Definition and Meaning – Nature - Managerial and Operative functions - Evolution of HRM - Job Analysis - Human Resource Planning(HRP) - Employee Recruitment-Sources of Recruitment - Employee Selection - Process and Tests in Employee Selection - Employee Training and Development - On-the- job & Off-the-job training methods - Performance Appraisal Concept - Methods of Performance Appraisal – Placement - Employee Induction - Wage and Salary Administration

#### **Learning Outcomes:**

At the end if the Unit, the learners will

- Understand the concepts of HRM in Recruitment, Selection, Training & Development
- Apply Managerial and operative Functions
- Analyze the need of training
- Evaluate performance appraisal
- Design the basic structure of salaries and wages



## **UNIT IV STRATEGIC & PROJECT MANAGEMENT**

Definition & Meaning - Setting of Vision - Mission - Goals - Corporate Planning Process - Environmental Scanning - Steps in Strategy Formulation and Implementation - SWOT Analysis - **Project Management** - Network Analysis - Programme Evaluation and Review Technique (PERT) - Critical Path Method (CPM) Identifying Critical Path - Probability of Completing the project within given time - Project Cost- Analysis - Project Crashing (Simple problems).

### **Learning Outcomes:**

At the end of the Unit, the learners will be able to

- Understand Mission, Objectives, Goals & strategies for an enterprise
- Apply SWOT Analysis to strengthen the project
- Analyze Strategy formulation and implementation
- Evaluate PERT and CPM Techniques
- Creative in completing the projects within given time

## **UNIT V**

### **CONTEMPORARY ISSUES IN MANAGEMENT**

The concept of Management Information System(MIS) - Materials Requirement Planning (MRP) - Customer Relations Management(CRM) - Total Quality Management (TQM) - Six Sigma Concept - Supply Chain Management(SCM) - Enterprise Resource Planning (ERP) - Performance Management - Business Process Outsourcing (BPO) - Business Process Re-engineering and Bench Marking - Balanced Score Card - Knowledge Management.

### **Learning Outcomes:**

At the end of the Unit, the learners will be able to

- Understand modern management techniques
- Apply Knowledge in Understanding in modern
- Analyze CRM, MRP, TQM
- Evaluate Six Sigma concept and SCM

### **Course Outcomes:**

At the end of the course, students will be able to

- Understand the concepts & principles of management and designs of organization in a practical world

- Apply the knowledge of Work-study principles & Quality Control techniques in industry
- Analyze the concepts of HRM in Recruitment, Selection and Training & Development.
- Evaluate PERT/CPM Techniques for projects of an enterprise and estimate time & cost of project & to analyze the business through SWOT.
- Create Modern technology in management science.

**TEXT BOOKS:**

1. A.R Aryasri, “Management Science”, TMH, 2013
2. Stoner, Freeman, Gilbert, Management, Pearson Education, New Delhi, 2012.

**REFERENCES:**

1. Koontz & Weihrich, “Essentials of Management”, 6<sup>th</sup> edition, TMH, 2005.
2. Thomas N.Duening & John M.Ivancevich, “Management Principles and Guidelines”, Biztantra.
3. Kanishka Bedi, “Production and Operations Management”, Oxford University Press, 2004.
4. Samuel C.Certo, “Modern Management”, 9<sup>th</sup> edition, PHI, 2005

(19A52701c) BUSINESS ENVIRONMENT

**Course Objectives :**

The objectives of this course are

- To make the student understand about the business environment
- To enable them in knowing the importance of fiscal and monetary policy
- To facilitate them in understanding the export policy of the country
- Impart knowledge about the functioning and role of WTO
- Encourage the student in knowing the structure of stock markets

**Syllabus**

**UNIT – I**

**An Overview of Business Environment** – Types of Environment - Internal & External - Micro and Macro environment - Competitive structure of industries - Environmental analysis - Scope of business - Characteristics of business - Process & limitations of environmental analysis.

**Learning Outcomes:**

After completion of this unit student will

- Understand the concept of Business environment
- Explain various types of business environment
- Know about the environmental analysis of business
- Understand the business process

**UNIT – II**

**FISCAL POLICY** - Public Revenues - Public Expenditure - Public debt - Development activities financed by public expenditure - Evaluation of recent fiscal policy of Government of India - Highlights of Budget - **MONETARY POLICY** - Demand and Supply of Money – RBI - Objectives of monetary and credit policy - Recent trends - Role of Finance Commission.

**Learning Outcomes:**

After completion of this unit student will

- Understand the concept of public revenue and public Expenditure
- Explain the functions of RBI and its role
- Analyze the Monetary policy in India

- Know the recent trends and the role of Finance Commission in the development of our country
- Differentiate between Fiscal and Monetary Policy

### **UNIT – III**

**INDIA’S TRADE POLICY** - Magnitude and direction of Indian International Trade - Bilateral and Multilateral Trade Agreements - EXIM policy and role of EXIM bank - **BALANCE OF PAYMENTS** – Structure & Major components - Causes for Disequilibrium in Balance of Payments - Correction measures.

#### **Learning Outcomes:**

After completion of this unit student will

- Understand the role of Indian international trade
- Understand and explain the need for Export and EXIM Policies
- Analyze causes for Disequilibrium and correction measure
- Differentiate between Bilateral and Multilateral Trade Agreements

### **UNIT – IV**

**WORLD TRADE ORGANIZATION** - Nature and Scope - Organization and Structure - Role and functions of WTO in promoting world trade - Agreements in the Uruguay Round – TRIPS, TRIMS, and GATT - Dispute Settlement Mechanism - Dumping and Anti-dumping Measures.

#### **Learning Outcomes:**

After completion of this unit student will

- Understand the role of WTO in trade
- Analyze Agreements on trade by WTO
- Understand the Dispute Settlement Mechanism
- Compare and contrast the Dumping and Anti-dumping Measures.

### **UNIT – V**

**MONEY MARKETS AND CAPITAL MARKETS** - Features and components of Indian financial systems - Objectives, features and structure of money markets and capital markets - Reforms and recent development – SEBI - Stock Exchanges - Investor protection and role of SEBI.

## **Learning Outcomes:**

After completion of this unit student will

- Understand the components of Indian financial system
- Know the structure of Money markets and Capital markets
- Analyze the Stock Markets
- Apply the knowledge in future investments
- Understand the role of SEBI in investor protection.

## **Course Outcomes:**

At the end of the course, students will be able to

- Understand various types of business environment.
- Understand the role of WTO
- Apply the knowledge of Money markets in future investment
- Analyze India's Trade Policy
- Evaluate fiscal and monetary policy
- Develop a personal synthesis and approach for identifying business opportunities

## **TEXT BOOKS:**

1. Francis Cherunilam (2009), "International Business": Text and Cases, Prentice Hall of India.
2. K. Aswathappa, "Essentials of Business Environment": Texts and Cases & Exercises 13th Revised Edition.HPH2016.

## **REFERENCE BOOKS:**

1. K. V. Sivayya, V. B. M Das (2009), Indian Industrial Economy, Sultan Chand Publishers, New Delhi, India.
2. Sundaram, Black (2009), International Business Environment Text and Cases, Prentice Hall of India, New Delhi, India.
3. Chari. S. N (2009), International Business, Wiley India.
4. E. Bhattacharya (2009), International Business, Excel Publications, New Delhi.

**JAWAHARLAL NEHRU TECHNOLOGICAL UNIVERSITY ANANTAPUR**

**B.Tech (IT) – IV-I**

**L T P C**

**3 0 0 3**

**(19A52701d) STRATEGIC MANAGEMENT**

**Course objectives :**

The objectives of this course are

- To introduce the concepts of strategic management and understand its nature in competitive and organizational landscape
- To provide an understanding of internal and external analysis of a firm/individual
- To provide understanding of strategy formulation process and frame work
- Impart knowledge of Corporate culture
- Encourage the student in understanding SWOT analysis BCG Matrix

**Syllabus**

**UNIT: I**

**Introduction of Strategic Management:** meaning, nature, importance and relevance. The Strategic Management Process: – Corporate, Business and Functional Levels of strategy. Vision, mission and purpose –Business definition, objectives and goals – Stakeholders in business and their roles in strategic management. Balance scorecard.

**Learning Outcomes:**

After completion of this unit student will

- Understand the meaning and importance of strategic management
- Explain Strategic Management Process and Corporate, Business
- Know about the Business definition, objectives and goals
- Understand Stakeholders their roles in strategic management

**UNIT: II**

**External and Internal Analysis:** The Strategically relevant components of a Company's External Environment Analysis, Industry Analysis - Porter's Five Forces model – Industry driving forces – Key Success Factors. Analyzing a company's resources and competitive position

## **Learning Outcomes:**

After completion of this unit student will

- Understand the components of a Company's environment
- Explain External Environment Analysis, Industry Analysis
- Know how to analyze industry competition through the Porter's Five Forces model
- Analyze Key Success Factors in a company's competitive position

## **UNIT: III**

**Competitive Strategies:** Generic Competitive Strategies: Low cost, Differentiation, Focus. Grand Strategies: Stability, Growth (Diversification Strategies, Vertical Integration Strategies, Mergers, Acquisition & Takeover Strategies, Strategic Alliances & Collaborative Partnerships), Retrenchment, Outsourcing Strategies. Tailoring strategy to fit specific industry – Life Cycle Analysis - Emerging, Growing, Mature & Declining Industries.

## **Learning Outcomes:**

After completion of this unit student will

- Understand the Competitive Strategies
- Explain Stability, Growth Mergers, Acquisition & Takeover Strategies
- Know about the Retrenchment, Outsourcing Strategies
- Differentiate Life Cycle Analysis, Mature & Declining Industries

## **UNIT: IV**

**Strategy Implementation and control** - Strategy implementation; Organization Structure – Matching structure and strategy. Behavioral issues in implementation – Corporate culture – Mc Kinsey's 7s Framework. Functional issues – Functional plans and policies – Financial, Marketing, Operations, Personnel, IT.

## **Learning Outcomes:**

After completion of this unit student will

- Understand the Organization Structure
- Explain Matching structure and strategy
- Know about the Corporate culture
- Analyze Functional plans and policies

**Unit: V**

**Strategy Evaluation:** Strategy Evaluation – Operations Control and Strategic Control- Relationship between a Company’s Strategy and its Business Model.- SWOT analysis – Value Chain Analysis –Benchmarking- Portfolio Analysis: BCG Matrix – GE 9 Cell Model.

**Learning Outcomes:**

After completion of this unit student will

- Understand the Operations Control and Strategic Control
- Explain Company’s Strategy and its Business Model
- Know about the SWOT analysis
- Analyze BCG Matrix and GE 9 Cell Model

**Course Outcomes:**

At the end of the course, students will be able to

- Understand the relevance and importance of strategic management
- Explain industry driving forces
- Analyze the competitive strategy
  
- Evaluate strategy implementation and control
- Create SWOT Analysis

**Suggested Text Books and References****TEXT BOOKS:**

1. Arthur A. Thompson Jr., AJ Strickland III, John E Gamble, “Crafting and Executing Strategy”, 18th edition, Tata McGraw Hill, 2012.
2. Subba Rao P, “Business Policy and Strategic Management” –HPH

**REFERENCES:**

1. Robert A. Pitts & David Lei, “Strategic Management: Building and Sustaining Competitive Advantage” 4th edition, Cengage Learning.
2. Hunger, J. David, “Essentials of Strategic Management” 5<sup>th</sup> edition, Pearson.
3. Ashwathappa, “Business Environment for Strategic Management”, HPH.



**Course Objectives:**

- To provide knowledge on emerging concept on E-Business related aspect.
- To understand various electronic markets models which are trending in India
- To give detailed information about electronic payment systems net banking.
- To exact awareness on internet advertising, market research strategies and supply chain management.
- To understand about various internet protocols-security related concept.

**SYLLABUS**

**UNIT – I**

**Electronic Business:** Definition of Electronic Business - Functions of Electronic Commerce (EC) - Advantages of E-Commerce – E-Commerce and E-Business Internet Services Online Shopping-Commerce Opportunities for Industries.

**Learning Outcomes:**

After completion of this unit student will

- Understand the concept of E-Business
- Contrast and compare E-Commerce E-Business
- Analyze Advantages of E-Commerce
- Evaluate opportunities of E-commerce for industry

**UNIT – II**

**Electronic Markets and Business Models:**E-Shops-E-Malls E-Groceries - Portals - Vertical Portals-Horizontal Portals - Advantages of Portals - Business Models-Business to Business(B2B)-Business to Customers(B2C)-Business to Government(B2G)-Auctions-B2B Portals in India

## **Learning Outcomes:**

After completion of this unit student will

- Understand the concept of business models
- Contrast and compare Vertical portal and Horizontal portals
- Analyze Advantages of portals
- Explain the B2B,B2C and B2G model

## **UNIT – III**

**Electronic Payment Systems:** Digital Payment Requirements-Designing E-payment System- Electronic Fund Transfer (EFT)-Electronic Data Interchange (EDT)-Credit Cards-Debit Cards-E-Cash-Electronic Cheques -Smart Cards-Net Banking-Digital Signature.

## **Learning Outcomes:**

After completion of this unit student will

- Understand the Electronic payment system
- Contrast and compare EFT and EDT
- Analyze debit card and credit card
- Explain the on Digital signature

## **UNIT – IV**

**E-Security:** Internet Protocols - Security on the Internet –Network and Website Security – Firewalls –Encryption – Access Control – Secure Electronic transactions.

## **Learning Outcomes:**

After completion of this unit student will

- Understand E-Security
- Contrast and compare security and network
- Analyze Encryption
- Evaluate electronic transitions

## **UNIT – V**

**E-Marketing:** Online Marketing – Advantages of Online Marketing – Internet Advertisement – Advertisement Methods – Conducting Online Online Market Research– Data mining and Marketing Research Marketing Strategy On the Web – E-Customer Relationship

Management(e-CRM) –E- Supply Chain Management.(e-SCM) –New Trends in Supply Chain Management.

### **Learning Outcomes:**

After completion of this unit student will

- Understand the concept of online marketing
- Analyze advantages of online marketing
- Compare the e-CRM and e-SCM
- Explain the New trends in supply chain management

### **Course Outcomes:**

- They will be able to identify the priority of E-Commerce in the present globalised world.
- Will be able to understand E-market-Models which are practicing by the organization
- Will be able to recognize various E-payment systems & importance of net banking.
- By knowing E-advertisement, market research strategies, they can identify the importance of customer role.
- By understanding about E-security, they can ensure better access control to secure the information.

### **TEXT BOOKS:**

3. C.S.V Murthy “E-Commerce”, Himalaya publication house, 2002.
4. P.T.S Joseph, “E-Commerce” , 4<sup>th</sup> Edition, Prentice Hall of India 2011

### **REFERENCES:**

5. KamalleshKBajaj,DebjaniNa, “E-Commerce”, 2<sup>nd</sup> Edition TataMcGrwHills 2005
6. Dave Chaffey – “E-Commerce E-Management”, 2<sup>nd</sup> Edition, Pearson, 2012.
7. Henry Chan, “E-Commerce Fundamentals and Application”, Raymond Lee,Tharm Wiley India 2007
8. S. Jaiswall “E-Commerce”, Galgotia Publication Pvt Ltd 2003.

**(19A05702P) SOFTWARE TESTING LAB**

**Course Objectives:**

This course is designed to:

- Understand the fundamentals for various testing methodologies.
- Describe the principles and procedures for designing test cases.
- Explore debugging methods.

**Sample problems on testing:**

1. Write programs in ‘C’ Language to demonstrate the working of the following constructs:  
i) do...while ii) while....do iii) if...else iv) switch v) for
2. “A program written in ‘C’ language for Matrix Multiplication fails” Introspect the causes for its failure and write down the possible reasons for its failure.
3. Take any system (e.g. ATM system) and study its system specifications and report the various bugs.
4. Write the test cases for any known application (e.g. Banking application)
5. Create a test plan document for any application (e.g. Library Management System)
6. Study of any testing tool (e.g. Win runner)
7. Study of any web testing tool (e.g. Selenium)
8. Study of any bug tracking tool (e.g. Bugzilla, bugbit)
9. Study of any test management tool (e.g. Test Director)
10. Study of any open source-testing tool (e.g. Test Link)
11. Take a mini project (e.g. University admission, Placement Portal) and execute it. During the Life cycle of the mini project create the various testing documents\* and final test report document.

**Additional problems on testing:**

1. Test the following using JUnit and CPP Unit:  
i) Sorting problems ii) Searching problems iii) Finding gcd of two integers iv) Finding factorial of a number.
2. Test web based forms using HTMLUnit.
3. Test database stored procedures using SQLUnit.  
(Use sufficient number of test cases in solving above Problems)

\*Note: To create the various testing related documents refer to the text “Effective Software Testing Methodologies by William E. Perry”

**COURSE OUTCOMES**

Upon completion of the course, the students should be able to:

- Demonstrate the basic testing procedures.(L2)
- formulate test cases and test suites (L6)
- Make use of the Selenium and Bugzilla tools to perform testing (L3)

- Construct and test simple programs. (L6)
- Demonstrate bug tracking (L2)

**REFERENCE BOOKS:**

1. Software Testing Concepts and Tools,P.Nageswara Rao,dreamtech press.
2. Software Testing Tools,Dr.K.V.K.K.Prasad,dreamtech Press.

(19A05701P) INTERNET OF THINGS LABORATORY

(Common to CSE & IT)

**Practicals:**

1. Select any one development board (Eg., Arduino or Raspberry Pi) and control LED using the board.
2. Using the same board as in (1), read data from a sensor. Experiment with both analog and digital sensors.
3. Control any two actuators connected to the development board using Bluetooth.
4. Read data from sensor and send it to a requesting client. (using socket communication)  
Note: The client and server should be connected to same local area network.
5. Create any cloud platform account, explore IoT services and register a thing on the platform.
6. Push sensor data to cloud.
7. Control an actuator through cloud.
8. Access the data pushed from sensor to cloud and apply any data analytics or visualization services.
9. Create a mobile app to control an actuator.
10. Design an IoT based air pollution control system which monitors the air pollution by measuring carbon monoxide, ammonia, etc and gives alarm or sends message when the pollution level is more than permitted range.
11. Design an IoT based system which measures the physical and chemical properties of the water and displays the measured values.
12. Identify a problem in your local area or college which can be solved by integrating the things you learned and create a prototype to solve it (Mini Project).
13. Design a business model canvas for a digital display

**Course outcomes:**

At the end of the course, students will be able to

- Choose the sensors and actuators for an IoT application (L1)
- Select protocols for a specific IoT application (L2)
- Utilize the cloud platform and APIs for IoT application (L3)
- Experiment with embedded boards for creating IoT prototypes (L3)
- Design a solution for a given IoT application (L6)

**Text Book:**

1. Adrian McEwen, Hakim Cassimally - Designing the Internet of Things, Wiley Publications, 2012.
2. Alexander Osterwalder, and Yves Pigneur – Business Model Generation – Wiley, 2011

**Reference Books:**

1. Arshdeep Bahga, Vijay Madisetti - Internet of Things: A Hands-On Approach, Universities Press, 2014.
2. The Internet of Things, Enabling technologies and use cases – Pethuru Raj, Anupama C. Raman, CRC Press.

**Reference sites:**

<https://www.arduino.cc/>

<https://www.raspberrypi.org/>

**(19A05801a) Dev Ops**  
**(Professional Elective-IV)**

**Course Objectives:**

This course is designed to:

- Adapt the software Engineering practices that combine Software Development and IT operations for Quality Software
- Enumerate the principles of continuous development and deployment, automation of configuration management, inter-team collaboration, and IT service agility

**UNIT I**

Phases of Software Development life cycle. Values and principles of agile software development.

**Learning Outcomes:**

After completing this Unit, students will be able to:

1. Illustrate the Phases of Software Development life cycle (L2)
2. Appraise the Values and principles of agile software development (L5)

**UNIT II**

Fundamentals of DevOps: Architecture, Deployments, Orchestration, Need, Instance of applications, DevOps delivery pipeline, DevOps eco system.

**Learning Outcomes:**

After completing this Unit, students will be able to:

- Explain the Fundamentals of Software development and operations (L2)
- Create the Instance of applications (L6)

**UNIT III**

DevOps adoption in projects: Technology aspects, Agiling capabilities, Tool stack implementation, People aspect, processes

**Learning Outcomes:**

After completing this Unit, students will be able to:

- Understand the Technology aspects and Agile capabilities (L2)
- Interpret the aspects in user's context (L5)



## **UNIT IV**

CI/CD: Introduction to Continuous Integration, Continuous Delivery and Deployment , Benefits of CI/CD, Metrics to track CICD practices

### **Learning Outcomes:**

After completing this Unit, students will be able to:

- Explain CI/CD and its benefits (L2)
- Demonstrate the Continuous Integration, Delivery and Deployment (L2)

## **UNIT V**

Devops Maturity Model: Key factors of DevOps maturity model, stages of Devops maturity model, DevOps maturity Assessment

### **Learning Outcomes:**

After completing this Unit, students will be able to:

- Identify the Key factors of maturity model (L3)
- Estimate the DevOps maturity Assessment (L6)

### **Course Outcomes:**

At the end of the course, student will be able to

- Explain how DevOps will balance the needs throughout the SDLC(L2)
- Demonstrate how DevOps improves the collaboration and productivity by automation.(L2)
- Adapt DevOps in real time projects. (L6)
- Illustrate the continuous integration tools and monitoring tools (L2)

### **Text Books:**

- 1) The DevOps Handbook: How to Create World-Class Agility, Reliability, and Security in Technology Organizations, Gene Kim , John Willis , Patrick Debois , Jez Humb,1<sup>st</sup> Edition, O'Reilly publications, 2016.
- 2) What is Devops? Infrastructure as code, 1<sup>st</sup> Edition, Mike Loukides ,O'Reilly publications, 2012.

**Reference Books:**

- 1) Building a DevOps Culture, 1st Edition, [Mandi Walls](#), O'Reilly publications, 2013.
- 2) The DevOps 2.0 Toolkit: Automating the Continuous Deployment Pipeline With Containerized Microservices, 1st Edition, [Viktor Farcic](#), CreateSpace Independent Publishing Platform publications, 2016
- 3) [Continuous Delivery](#): Reliable Software Releases Through Build, Test, and Deployment Automation, 1<sup>st</sup> Edition, [Jez Humble](#) and [David Farley](#), 2010.
- 4) Achieving DevOps: A Novel About Delivering the Best of Agile, DevOps, and microservices, 1<sup>st</sup> Edition, Dave Harrison, Knox Lively, Apress publications, 2019

**e-Resources:**

- 1) <https://www.javatpoint.com/devops>
- 2) <https://github.com/nkatre/Free-DevOps-Books-1/blob>

**(19A05801b) DEEP LEARNING  
Professional Elective-IV**

**Course Objectives:**

This course is designed to:

- Demonstrate the major technology trends driving Deep Learning
- Build, train and apply fully connected deep neural networks
- Implement efficient (vectorized) neural networks
- Analyze the key parameters and hyper parameters in a neural network's architecture

**UNIT I**

Linear Algebra: Scalars, Vectors, Matrices and Tensors, Matrix operations, types of matrices, Norms, Eigen decomposition, Singular Value Decomposition, Principal Components Analysis.

Probability and Information Theory: Random Variables, Probability Distributions, Marginal Probability, Conditional Probability, Expectation, Variance and Covariance, Bayes' Rule, Information Theory. Numerical Computation: Overflow and Underflow, Gradient-Based Optimization, Constrained Optimization, Linear Least Squares.

**Learning Outcomes:**

After completing this Unit, students will be able to:

- Understand linear algebra in the deep learning context (L2)
- Utilize probability and information theory in machine/deep learning applications (L3)

**UNIT II**

Machine Learning: Basics and Underfitting, Hyper parameters and Validation Sets, Estimators, Bias and Variance, Maximum Likelihood, Bayesian Statistics, Supervised and Unsupervised Learning, Stochastic Gradient Descent, Challenges Motivating Deep Learning. Deep Feedforward Networks: Learning XOR, Gradient-Based Learning, Hidden Units, Architecture Design, Back-Propagation and other Differentiation Algorithms.

**Learning Outcomes:**

After completing this Unit, students will be able to:

- Illustrate machine learning basics leads to deep learning(L2)
- Contrast super and unsupervised learning(L2)

### **UNIT III**

Regularization for Deep Learning: Parameter Norm Penalties, Norm Penalties as Constrained Optimization, Regularization and Under-Constrained Problems, Dataset Augmentation, Noise Robustness, Semi-Supervised Learning, Multi-Task Learning, Early Stopping, Parameter Tying and Parameter Sharing, Sparse Representations, Bagging and Other Ensemble Methods, Dropout, Adversarial Training, Tangent Distance, Tangent Prop and Manifold Tangent Classifier. Optimization for Training Deep Models: Pure Optimization, Challenges in Neural Network Optimization, Basic Algorithms, Parameter Initialization Strategies, Algorithms with Adaptive Learning Rates, Approximate Second-Order Methods, Optimization Strategies and Meta-Algorithms.

#### **Learning Outcomes:**

After completing this Unit, students will be able to:

- Evaluate Regularization Problems for Deep learning (L5)
- Apply optimization for Training Deep Learning models (L3)

### **UNIT IV**

Convolutional Networks: The Convolution Operation, Pooling, Convolution, Basic Convolution Functions, Structured Outputs, Data Types, Efficient Convolution Algorithms, Random or Unsupervised Features, Basis for Convolutional Networks.

#### **Learning Outcomes:**

After completing this Unit, students will be able to:

- Appraise Basic Convolution Functions (L5)
- Develop Efficient Convolution Algorithms (L3)

### **UNIT V**

Sequence Modeling: Recurrent and Recursive Nets: Unfolding Computational Graphs, Recurrent Neural Networks, Bidirectional RNNs, Encoder-Decoder Sequence-to-Sequence Architectures, Deep Recurrent Networks, Recursive Neural Networks, Echo State Networks, LSTM, Gated RNNs, Optimization for Long-Term Dependencies, Auto encoders, Deep Generative Models.

#### **Learning Outcomes:**

After completing this Unit, students will be able to:

- Illustrate Recurrent and Recursive Neural Networks (L2)
- Apply Auto encoders and Deep Generative Models (L3)

**Course Outcomes:**

After completing this course, students will be able to:

- Apply linear algebra and probability theory in the deep learning applications(L3)
- Elaborate the challenges and motivations to Deep learning (L6)
- Differentiate the architectures of deep neural network (L4)
- Build a convolutional neural network (L6)
- Build and train RNN and LSTMs(L6)

**Text Books:**

- 1) Ian Goodfellow, Yoshua Bengio, Aaron Courville, “Deep Learning”, MIT Press,2016.
- 2) Josh Patterson and Adam Gibson, “Deep learning: A practitioner's approach”, O'Reilly Media, First Edition, 2017.

**Reference Books:**

- 1) Fundamentals of Deep Learning, Designing next-generation machine intelligence algorithms, Nikhil Buduma, O'Reilly, Shroff Publishers, 2019.
- 2) Deep learning Cook Book, Practical recipes to get started Quickly, Douwe Osinga, O'Reilly, Shroff Publishers, 2019.

**e-Resources:**

- 1) <https://keras.io/datasets/>
- 2) <http://deeplearning.net/tutorial/deeplearning.pdf>
- 3) <https://arxiv.org/pdf/1404.7828v4.pdf>

**(19A05801c) AD HOC AND SENSOR NETWORKS**

Course Objectives:

This course is designed to:

- Introduce the concepts of Adhoc and Sensor Networks.
- Explain Routing algorithms suitable for Adhoc Networks.
- Understand the transport protocols for Adhoc networks
- Familiarize with the security issues of adhoc and sensor networks

**Unit I:** IEEE 802 Networking Standard. Fundamentals of WLANs, IEEE 802.11 standard. What is Wireless Internet?, Mobile IP, Cellular and Adhoc Wireless Networks, Applications of Adhoc Networks, Issues in Ad Hoc Wireless Networks, Ad Hoc Wireless Internet.

**Learning Outcomes:**

After completing this Unit, students will be able to

- Explain different wireless networks. (L2)
- Examine wireless LAN Standard IEEE 802.11.(L4)

**Unit II:** Issues in Designing a MAC Protocol for Ad Hoc Wireless Networks, Design Goals of a MAC Protocol for Ad Hoc Wireless Networks, Classification of MAC Protocols, Contention-Based Protocols, Contention-Based Protocols with Reservation Mechanisms, Contention-Based MAC Protocols with Scheduling Mechanisms, MAC Protocols that used Directional Antennas, Other MAC Protocols.

**Learning Outcomes:**

After completing this Unit, students will be able to

- Identify the limitations of existing MAC protocols when applied to adhoc networks. (L3)
- Analyze the existing MAC Protocols for Adhoc networks.(L3)

**Unit III:** Issues in Designing a Routing Protocol for Ad Hoc Wireless Networks, Classification of Routing Protocols, Table-Driven Routing Protocols, On-Demand Routing Protocols, Hybrid Routing Protocols, Hierarchical Routing Protocols, Power-Aware Routing Protocols.

**Learning Outcomes:**

After completing this Unit, students will be able to

- Compare different routing protocols.(L2)

- Choose the routing protocol based on network characteristics.(L5)

**Unit – IV** Multicast Routing in Ad hoc Wireless Networks- Issues in Designing a Multicast Routing Protocol, Operation of Multicast Routing Protocols, An architecture reference model for multicast routing protocols, Classifications of Multicast Routing Protocols, Tree-Based Multicast Routing Protocols, Mesh-Based Multicast Routing Protocols, Summary of Tree and Mesh-Based Protocols. Issues in Designing a Transport Layer Protocol for Ad Hoc Wireless Networks, Design Goals of a Transport Layer Protocol for Ad Hoc Wireless Networks, Classification of Transport Layer Solutions. TCP over Ad Hoc Wireless Networks, Other Transport Layer Protocols for Ad Hoc Wireless Networks.

**Learning Outcomes:**

After completing this Unit, students will be able to

- Interpret the issues in designing a multicast Routing Algorithm(L2)
- Propose new Transport protocols for adhoc networks(L6)

**Unit V:** Security in Ad Hoc Wireless Networks, Network Security Requirements, Issues and Challenges in Security Provisioning, Network Security Attacks, Key Management, Secure Routing in Ad Hoc Wireless Networks.

**Wireless Sensor Networks-** Introduction, Sensor Network Architecture, Data Dissemination, Data Gathering, MAC Protocols for Sensor Networks, Location Discovery, Quality of a Sensor Network, Evolving Standards, Other issues.

**Learning Outcomes:**

After completing this Unit, students will be able to

- Define the sensor networks.(L1)
- Identify the need for security in Adhoc and Sensor networks.(L3)

**Course outcomes:**

Upon completion of the course, the students should be able to:

- List the design issues for Adhoc and sensor networks(L1)
- Analyze the use of TCP in Wireless networks.(L4)
- Justify the need for new MAC Protocols for Adhoc networks.(L5)
- Extend the existing protocols to make them suitable for Adhoc Networks.(L2)
- Evaluate the performance of Protocols in Adhoc and sensor networks.(L5)
- Design new Protocols for Adhoc and Sensor networks.(L6)

**Text Book:**

1. Murthy, C. Siva Ram, and B. S. Manoj. Ad hoc wireless networks: Architectures and protocols. Pearson Education India, 2004.

**References:**

1. Carlos De Morais Cordeiro, Dharma Prakash Agrawal “Ad Hoc & Sensor Networks: Theory and Applications”, World Scientific Publishing Company, 2006.
2. Feng Zhao and Leonides Guibas, "Wireless Sensor Networks", Elsevier Publication - 2002.
3. Holger Karl and Andreas Willig “Protocols and Architectures for Wireless Sensor Networks”, Wiley, 2005



**(19A01802a) DISASTER MANGEMENT  
OPEN ELECTIVE-IV**

**Course Objectives:**

The objective of this course is to:

- Develop an understanding of why and how the modern disaster manager is involved with pre-disaster and post-disaster activities.
- Develop an awareness of the chronological phases of natural disaster response and refugee relief operations. Understand how the phases of each are parallel and how they differ.
- Understand the ‘relief system’ and the ‘disaster victim.’
- Describe the three planning strategies useful in mitigation.
- Identify the regulatory controls used in hazard management.
- Describe public awareness and economic incentive possibilities.
- Understand the tools of post-disaster management.

**SYLLABUS**

**UNIT-I:**

Natural Hazards And Disaster Management: Introduction of DM – Inter disciplinary -nature of the subject– Disaster Management cycle – Five priorities for action. Case study methods of the following: floods, draughts – Earthquakes – global warming, cyclones & Tsunamis – Post Tsunami hazards along the Indian coast – landslides.

**Learning Outcomes:**

After completing this Unit, students will be able to

- To know about the natural hazards and its management
- To understand about the global warming, cyclones and tsunamis

**UNIT-II:**

Man Made Disaster And Their Management Along With Case Study Methods Of The Following: Fire hazards – transport hazard dynamics – solid waste management – post disaster – bio terrorism -threat in mega cities, rail and air craft’s accidents, and Emerging infectious diseases & Aids and their management.

### **Learning Outcomes:**

After completing this Unit, students will be able to

- To know about the fire hazards and solid waste management
- To understand about the emerging infectious diseases and aids their management.

### **UNIT-III:**

Risk and Vulnerability: Building codes and land use planning – social vulnerability – environmental vulnerability – Macroeconomic management and sustainable development, climate change risk rendition – financial management of disaster – related losses.

### **Learning Outcomes:**

After completing this Unit, students will be able to

- To know about the regulations of building codes and land use planning related to risk and vulnerability.
- To understand about the financial management of disaster and related losses

### **UNIT-IV:**

Role Of Technology In Disaster Managements: Disaster management for infra structures, taxonomy of infra structure – treatment plants and process facilities-electrical substations- roads and bridges- mitigation programme for earth quakes –flowchart, geospatial information in agriculture drought assessment-multimedia technology in disaster risk management and training-transformable indigenous knowledge in disaster reduction.

### **Learning Outcomes:**

After completing this Unit, students will be able to

- To know about the technological aspects of disaster management
- To understand about the factors for disaster reduction

### **UNIT-V:**

Education and Community Preparedness: Education in disaster risk reduction-Essentials of school disaster education-Community capacity and disaster resilience-Community based disaster recovery -Community based disaster management and social capital-Designing resilience-building community capacity for action.

## **Learning Outcomes:**

After completing this Unit, students will be able to

- To impart the education related to risk reduction in schools and communities

## **Course Outcomes:**

Upon the successful completion of this course, the students will be able to:

- Affirm the usefulness of integrating management principles in disaster mitigation work
- Distinguish between the different approaches needed to manage pre- during and post-disaster periods
- Explain the process of risk management
- Relate to risk transfer

## **TEXT BOOKS**

1. Rajib shah & R R Krishnamurthy “Disaster Management” – Global Challenges and Local Solutions’ Universities press. (2009),
2. Tushar Bhattacharya, “Disaster Science & Management” Tata McGraw Hill Education Pvt. Ltd., New Delhi.
3. Jagbir Singh “Disaster Management” – Future Challenges and Opportunities’ I K International Publishing House Pvt. Ltd. (2007),

## **REFERENCE BOOKS**

1. Harsh. K . Gupta “Disaster Management edited”, Universities press, 2003.

(19A01802b) GLOBAL WARMING AND CLIMATE CHANGES  
OPEN ELECTIVE-IV

**Course Objectives:**

The objective of this course is to:

- To know the basics, importance of global warming.
- To know the concepts of mitigation measures against global warming
- To know the impacts of climate changes

**UNIT I**

**EARTH'S CLIMATE SYSTEM:**

Introduction to environment, Ozone, ozone layer and its functions, Ozone depletion and ozone hole, Vienna convention and Montreal protocol, Green house gases and green house effect, Hydrological cycle and Carbon cycle, Global warming and its impacts

**Learning Outcomes:**

After completing this Unit, students will be able to

- To identify the importance of Ozone and effect of green house gases
- To know the effect of global warming

**UNIT II**

**ATMOSPHERE & ITS COMPONENTS:** Atmosphere and its layers-Characteristics of Atmosphere - Structure of Atmosphere - Composition of Atmosphere - Atmospheric stability - Temperature profile of the atmosphere - Temperature inversion and effects of inversion on pollution dispersion.

**Learning Outcomes:**

After completing this Unit, students will be able to

- To know about the layers of atmosphere and their characteristics

**UNIT III**

**IMPACTS OF CLIMATE CHANGE :** Causes of Climate change - Change of Temperature in the environment - Melting of ice and sea level rise - Impacts of Climate Change on various sectors - Projected impacts for different regions, uncertainties in the projected impacts and risk of irreversible changes.

**Learning Outcomes:**

After completing this Unit, students will be able to

- To know about the causes of climate change and its effects on various sectors.

**UNIT IV**

**OBSERVED CHANGES AND ITS CAUSES:** Climate change and Carbon credits-Clean Development Mechanism (CDM), CDM in India - Kyoto Protocol - Intergovernmental Panel on Climate Change (IPCC) - Climate Sensitivity - Montreal Protocol - United Nations Framework Convention on Climate Change (UNFCCC) - Global change in temperature and climate and changes within India

**Learning Outcomes:**

After completing this Unit, students will be able to

- To know about the causes of climate change and carbon credits, effect of change in temperature and climate on india.

**UNIT V**

**CLIMATE CHANGE AND MITIGATION MEASURES:** CDM and Carbon Trading - Clean Technology, biodiesel, compost, biodegradable plastics - Renewable energy usage as an alternative - Mitigation Technologies and Practices within India and around the world - Non-renewable energy supply to all sectors - Carbon sequestration - International and regional cooperation for waste disposalbiomedical wastes, hazardous wastes, e-wastes, industrial wastes, etc.,

**Learning Outcomes:**

After completing this Unit, students will be able to

- To know about the clean technology, use of renewable energy, mitigation technologies and their practices.

## Course Outcomes

Upon the successful completion of this course, the students will be able to:

- An ability to apply knowledge of mathematics, science, and engineering
- Design a system, component or process to meet desired needs with in realistic constraints such as economic ,environmental ,social ,political ,ethical ,health and safety , manufacturability and sustainability
- An ability to identify, formulate, and solve engineering problems

## REFERENCE BOOKS

1. Dash Sushil Kumar, “Climate Change – An Indian Perspective”, Cambridge University Press India Private limited 2007.
2. Adaptation and mitigation of climate change-Scientific Technical Analysis. Cambridge University Press ,Cambridge,2006.
3. Atmospheric Science, J.M. Wallace and P.V. Hobbs, Elsevier / Academic Press 2006.
4. Jan C. van Dam, Impacts of “Climate Change and Climate Variability on ydrological Regimes”, Cambridge university press ,2003.
5. David Archer, Global Warming: Understanding the Forecast, 2 nd ed. (Wiley, 2011
6. John Houghton, Global Warming: The Complete Briefing, 5th Edition, 2015, Cambridge Univ. Press. Useful

**(19A02802a) IoT APPLICATIONS IN ELECTRICAL ENGINEERING**

**(OE-IV)**

**Course Objectives:**

- To learn about a few applications of Internet of Things
- To distinguish between motion less and motion detectors as IoT applications
- To know about Micro Electro Mechanical Systems (MEMS) fundamentals in design and fabrication process
- To understand about applications of IoT in smart grid
- To introduce the new concept of Internet of Energy for various applications

**UNIT-I:**

**Sensors**

Definitions, Terminology, Classification, Temperature sensors, Thermoresistive, Resistance, temperature detectors, Silicon resistive thermistors, Semiconductor, Piezoelectric, Humidity and moisture sensors. Capacitive, Electrical conductivity, Thermal conductivity, time domain reflectometer, Pressure and Force sensors: Piezoresistive, Capacitive, force, strain and tactile sensors, Strain gauge, Piezoelectric

**Learning Outcomes:**

After completing this Unit, students will be able to

- To know about basic principles of sensors and their classification
- To learn about various motion less sensors
- To understand about Piezoelectric sensor applications to detect temperature, pressure etc.
- To understand about Capacitive sensors to detect temperature, force and pressure etc.
- To know about concepts of tactile sensors, for a few applications

**UNIT-II:**

**Occupancy and Motion detectors**

Capacitive occupancy, Inductive and magnetic, potentiometric - Position, displacement and level sensors, Potentiometric, Capacitive, Inductive, magnetic velocity and acceleration sensors, Capacitive, Piezoresistive, piezoelectric cables, Flow sensors, Electromagnetic, Acoustic sensors - Resistive microphones, Piezoelectric, Photo resistors

### **Learning Outcomes:**

After completing this Unit, students will be able to

- To know about Capacitive occupancy
- To understand about Motion detectors
- To distinguish between Potentiometric, inductive and capacitive sensors for a few applications
- To learn about a few velocity and acceleration sensors
- To know about various flow sensors

### **UNIT-III:**

#### **MEMS**

Basic concepts of MEMS design, Beam/diaphragm mechanics, electrostatic actuation and fabrication, Process design of MEMS based sensors and actuators, Touch sensor, Pressure sensor, RF MEMS switches, Electric and Magnetic field sensors

### **Learning Outcomes:**

After completing this Unit, students will be able to

- To understand about the basic concept of MEMS
- To know about electrostatic actuation
- To learn about process design of MEMS based sensors
- To learn about process design of MEMS based actuators
- To distinguish between RF switches with respect to electric and magnetic sensors

### **UNIT-IV:**

#### **IoT for Smart grid**

Driving factors, Generation level, Transmission level, Distribution level, Applications, Metering and monitoring applications, Standardization and interoperability, Smart home

### **Learning Outcomes:**

After completing this Unit, students will be able to

- To get exposure fundamental applications of IoT to Smart grid
- To learn about driving factors of IoT in Generation level
- To learn about driving factors of IoT in Transmission level
- To learn about driving factors of IoT in Distribution level
- To distinguish between metering level and monitoring applications
- To get introduced to the concept of Smart home



## **UNIT-V:**

**IoE:** Concept of Internet of Energy, Evaluation of IoE concept, Vision and motivation of IoE, Architecture, Energy routines, information sensing and processing issues, Energy internet as smart grid

### **Learning Outcomes:**

After completing this Unit, students will be able to

- To get exposed the new concept of internet of energy
- To learn about architecture of IoE
- To know about energy routines
- To learn about information sensing and processing issues
- To understand the use of energy internet as smart grid

### **Course Outcomes:**

- To get exposed to recent trends in few applications of IoT in Electrical Engineering
- To understand about usage of various types of motionless sensors
- To understand about usage of various types of motion detectors
- To get exposed to various applications of IoT in smart grid
- To get exposed to future working environment with Energy internet

### **TEXT BOOKS:**

1. Jon S. Wilson, “Sensor Technology Hand book”, Newnes Publisher, 2004
2. Tai Ran Hsu, “MEMS and Microsystems: Design and manufacture”, 1<sup>st</sup> Edition, Mc Grawhill Education, 2017
3. Ersan Kabalci and Yasin Kabalci, “From Smart grid to Internet of Energy”, 1<sup>st</sup> Edition, Academic Press, 2019

### **REFERENCE BOOKS:**

1. Raj Kumar Buyya and Amir Vahid Dastjerdi, “Internet of Things: Principles and Paradigms”, Kindle Edition, Morgan Kaufmann Publisher, 2016
2. Yen Kheng Tan and Mark Wong, “Energy Harvesting Systems for IoT Applications”: Generation, Storage and Power Management, 1<sup>st</sup> Edition, CRC Press, 2019
3. RMD Sundaram Shriram, K. Vasudevan and Abhishek S. Nagarajan, “Internet of Things”, Wiley, 2019

(19A02802b) SMART ELECTRIC GRID

(OE-IV)

**Course Objectives:**

- To learn about recent trends in grids as smart grid
- To understand about smart grid architecture and technologies
- To know about smart substations
- To learn about smart transmission systems
- To learn about smart distribution systems

**UNIT-I:**

**Introduction to Smart Grid**

Working definitions of Smart Grid and Associated Concepts – Smart Grid Functions – Traditional Power Grid and Smart Grid – New Technologies for Smart Grid – Advantages – Indian Smart Grid – Key Challenges for Smart Grid

**Smart Grid Architecture:** Components and Architecture of Smart Grid Design – Review of the proposed architectures for Smart Grid. The fundamental components of Smart Grid designs – Transmission Automation – Distribution Automation – Renewable Integration

**Learning Outcomes:**

After completing this Unit, students will be able to

- To understand basic definitions and architecture of Smart grid
- To learn about new technologies for smart grid
- To know about fundamental components of smart grid
- To understand key challenges of smart grid
- To understand the need for integration of Renewable energy sources

**UNIT-II:**

**Smart grid Technologies**

Characteristics of Smart grid, Micro grids, Definitions, Drives, benefits, types of Micro grid, building blocks, Renewable energy resources, needs in smart grid, integration impact, integration standards, Load frequency control, reactive power control, case studies and test beds

**Learning Outcomes:**

After completing this Unit, students will be able to

- To know about basic characteristic features of smart grid technologies
- To understand about definition, types, building blocks of Microgrids
- To know about integration requirements, standards of renewable energy sources in Microgrids
- To understand Load frequency and reactive power control of Microgrid
- To understand about Microgrid through a case study

### **UNIT-III:**

#### **Smart Substations**

Protection, Monitoring and control devices, sensors, SCADA, Master stations, Remote terminal unit, interoperability and IEC 61850, Process level, Bay level, Station level, Benefits, role of substations in smart grid, Volt/VAR control equipment inside substation

#### **Learning Outcomes:**

After completing this Unit, students will be able to

- To know about protection, monitor and control devices in Smart substations
- To know about the importance of SCADA in substations
- To understand about interoperability and IEC 61850
- To know about role of substations in Smart grid
- To understand about Volt/VAR control equipment inside substation

### **UNIT-IV:**

#### **Smart Transmission**

Energy Management systems, History, current technology, EMS for the smart grid, Wide Area Monitoring Systems (WAMS), protection & Control (WAMPC), needs in smart grid, Role of WAMPC smart grid, Drivers and benefits, Role of transmission systems in smart grid, Synchro Phasor Measurement Units (PMUs)

#### **Learning Outcomes:**

After completing this Unit, students will be able to

- To know about Energy Management Systems in smart transmission systems
- To understand about WAMPC
- To know about role of transmission systems in Smart grid
- To know about Synchro Phasor Measurement units

## **UNIT-V:**

### **Smart Distribution Systems**

DMS, DSCADA, trends in DSCADA and control, current and advanced DMSs, Voltage fluctuations, effect of voltage on customer load, Drivers, objectives and benefits, voltage-VAR control, VAR control equipment on distribution feeders, implementation and optimization, FDIR - Fault Detection Isolation and Service restoration (FDIR), faults, objectives and benefits, equipment, implementation

### **Learning Outcomes:**

After completing this Unit, students will be able to

- To know about DSCADA in Smart Distribution Systems
- To distinguish between current and advanced DMSs
- To know about occurrence of voltage fluctuations
- To understand about VAR control and equipment on distribution feeders
- To know about FDIR objectives and benefits

### **Course Outcomes:**

- To be able to understand trends in Smart grids
- To understand the needs and roles of Smart substations
- To understand the needs and roles of Smart Transmission systems
- To understand the needs and roles of Smart Distribution systems
- To distinguish between SCADA and DSCADA systems in practical working environment

### **Text Books:**

1. Stuart Borlase, “Smart Grids - Infrastructure, Technology and Solutions”, 1<sup>st</sup> edition, CRC Press, 2013
2. Gil Masters, “Renewable and Efficient Electric Power System”, 2<sup>nd</sup> edition, Wiley–IEEE Press, 2013.

### **Reference Books:**

1. A.G. Phadke and J.S. Thorp, “Synchronized Phasor Measurements and their Applications”, Springer Edition, 2e, 2017.
2. T. Ackermann, “Wind Power in Power Systems”, Hoboken, NJ, USA, John Wiley, 2e, 2012.

(19A03802a) ENERGY CONSERVATION AND MANAGEMENT  
OPEN ELECTIVE-IV

**Course Objective:**

- Familiarize present energy scenario, and energy auditing methods.
- Explain components of electrical systems, lighting systems and improvements in performance.
- Demonstrate different thermal systems, efficiency analysis, and energy conservation methods.
- Train on energy conservation in major utilities.
- Instruct principles of energy management and energy pricing.

**UNIT I**

**Introduction:** Energy – Power – Past & Present Scenario Of World; National Energy Consumption Data – Environmental Aspects Associated With Energy Utilization –Energy Auditing: Need, Types, Methodology And Barriers. Role Of Energy Managers. Instruments For Energy Auditing.

**Learning Outcomes**

At the end of this unit, the student will be able to

- Infer energy consumption patterns and environmental aspects of energy utilization. (I2)
- Outline energy auditing requirements, tools and methods. (I2)
- Identify the function of energy manager. (I3)

**UNIT II**

**Electrical Systems:** Components Of EB Billing – HT And LT Supply, Transformers, Cable Sizing, Concept Of Capacitors, Power Factor Improvement, Harmonics, Electric Motors – Motor Efficiency Computation, Energy Efficient Motors, Illumination – Lux, Lumens, Types Of Lighting, Efficacy, LED Lighting And Scope Of Economy In Illumination.

**Learning Outcomes**

At the end of this unit, the student will be able to

- Outline components of electricity billing, transmission and distribution. (I2)
- Analyze performance characteristics of transformers, capacitors, and electric motors. (I4)
- Examine power factor improvements, and electric motor efficiency. (I4)

- Evaluate lighting systems. (L4)

### UNIT III

**Thermal Systems:** Stoichiometry, Boilers, Furnaces and Thermic Fluid Heaters – Efficiency Computation and Encon Measures. Steam: Distribution & Usage: Steam Traps, Condensate Recovery, Flash Steam Utilization, Insulators & Refractories.

#### Learning Outcomes

At the end of this unit, the student will be able to

- Determine efficiency of boilers, furnaces and other thermal systems. (15)
- Recommend energy conservation measures in thermal systems. (15)
- Justify steam systems in energy conservation. (14)

### UNIT IV

**Energy Conservation In Major Utilities:** Pumps, Fans, Blowers, Compressed Air Systems, Refrigeration And Air Conditioning Systems – Cooling Towers – D.G. Sets.

#### Learning Outcomes

At the end of this unit, the student will be able to

- Explain energy conservation measures in major utilities. (12)
- Apply performance test criteria for fans, pumps, compressors, hvac systems. (13)
- Assess energy conservation in cooling towers and d.g. sets. (15)

### UNIT V

**Energy Management:** Principles of Energy Management, Energy demand estimation, Organising and Managing Energy Management Programs, Energy pricing.

#### Learning Outcomes

At the end of this unit, the student will be able to

- Describe principles of energy management. (12)
- Assess energy demand and forecast. (15)
- Organize energy management programs. (16)
- Design elements of energy pricing. (16)

## **Course Outcomes:**

At the end of this course, the student will be able to:

- Explain energy utilization and energy auditing methods.(12)
- Analyze electrical systems performance of electric motors and lighting systems.(14)
- Examine energy conservation methods in thermal systems.(14)
- Estimate efficiency of major utilities such as fans, pumps, compressed air systems, hvac and d.g. Sets. (14)
- Elaborate principles of energy management, programs, energy demand and energy pricing. (16)

## **TEXT BOOKS:**

1. Energy Manager Training Manual (4 Volumes) Available At [www.energymanagertraining.com](http://www.energymanagertraining.com), A Website Administered By Bureau Of Energy Efficiency (BEE), A Statutory Body Under Ministry Of Power, Government Of India, 2004.

## **REFERENCES:**

1. Witte. L.C., P.S. Schmidt, D.R. Brown, "Industrial Energy Management and Utilisation" Hemisphere Publ, Washington, 1988.
2. Callaghn, P.W. "Design And Management For Energy Conservation", Pergamon Press, Oxford, 1981.
3. Dryden. I.G.C., "The Efficient Use Of Energy" Butterworths, London, 1982
4. Murphy. W.R. And G. Mc KAY, "Energy Management", Butterworths, London 1987.
5. Turner, W. C., Doty, S. and Truner, W. C., "Energy Management Hand book", 7th edition, Fairmont Press, 2009.
6. De, B. K., "Energy Management audit & Conservation", 2<sup>nd</sup> Edition, Vrinda Publication, 2010.
7. Smith, C. B., "Energy Management Principles", Pergamon Press, 2007.

(19A03802b) NON-DESTRUCTIVE TESTING  
OPEN ELECTIVE-IV

**Course Objectives**

- Introduce basic concepts of non destructive testing.
- Familiarize with characteristics of ultrasonic test, transducers, rejection and effectiveness.
- Describe concept of liquid Penetrant, eddy current and magnetic particle tests, its applications and limitations.
- Explain the principles of infrared and thermal testing, applications and honey comb and sandwich structures case studies.
- Impart NDE and its applications in pressure vessels, casting and welded constructions.

**UNIT I**

**Introduction to non-destructive testing:** Radiographic test, Sources of X and Gamma Rays and their interaction with Matter, Radiographic equipment, Radiographic Techniques, Safety Aspects of Industrial Radiography.

**Learning outcomes:**

At the end of this unit, the student will be able to

- Explain non destructive testing techniques (L2)
- Summarize the basic concepts of Radiographic test ( L2)
- Outline the concepts of sources of X and Gamma Rays ( L2)
- Explain the radiographic techniques ( L2)
- Discuss the safety aspects of industrial radiography. ( L4)

**UNIT II**

**Ultrasonic test:** Principle of Wave Propagation, Reflection, Refraction, Diffraction, Mode Conversion and Attenuation, Sound Field, Piezo-electric Effect , Ultrasonic Transducers and their Characteristics, Ultrasonic Equipment and Variables Affecting Ultrasonic Test, Ultrasonic Testing, Interpretations and Guidelines for Acceptance, Rejection - Effectiveness and Limitations of Ultrasonic Testing.



### **Learning outcomes:**

At the end of this unit, the student will be able to

- Explain the principle of ultrasonic test. ( 12)
- Analyze the performance of wave propagation, reflection, refraction, diffraction and sound field in ultrasonic test. (14 )
- Discuss the characteristics of ultrasonic transducers. (14)
- Outline the limitations of ultrasonic testing. (12 )

### **UNIT III**

**Liquid Penetrant Test:** Liquid Penetrant Test, Basic Concepts, Liquid Penetrant System, Test Procedure, Effectiveness and Limitations of Liquid Penetrant Testing.

**Eddy Current Test:** Principle of Eddy Current, Eddy Current Test System, Applications of Eddy Current-Testing Effectiveness of Eddy Current Testing.

**Magnetic Particle Test:** Magnetic Materials, Magnetization of Materials, Demagnetization of Materials, Principle of Magnetic Particle Test, Magnetic Particle Test Equipment, Magnetic Particle Test Procedure, Standardization and Calibration, Interpretation and Evaluation, Effective Applications and Limitations of the Magnetic Particle Test.

### **Learning Outcomes:**

At the end of this unit, the student will be able to

- Illustrate the procedure of Liquid Penetrant, eddy current and magnetic particle tests.( L2)
- Outline the limitations of Penetrant, eddy current and magnetic particle tests. (L2 )
- Explain the effectiveness of Penetrant, eddy current and magnetic particle tests. ( L2)
- Apply the applications of Magnetic particle test. ( L3)

### **UNIT IV**

**Infrared And Thermal Testing:** Introduction and fundamentals to infrared and thermal testing– Heat transfer –Active and passive techniques –Lock in and pulse thermography–Contact and non contact thermal inspection methods–Heat sensitive paints –Heat sensitive papers –thermally quenched phosphors liquid crystals –techniques for applying liquid crystals –other temperature sensitive coatings –Inspection methods –Infrared radiation and infrared detectors–thermo mechanical behavior of materials–IR imaging in aerospace applications, electronic components, Honey comb and sandwich structures–Case studies.

### **Learning Outcomes:**

At the end of this unit, the student will be able to

- Discuss the fundamentals of thermal testing. (16 )
- Explain the techniques of liquid crystals, active and passive. (12)
- Illustrate thermal inspection methods. ( 12)
- Outline the limitations of thermal testing. (12 )
- Explain the applications of honey comb and sandwich structures. (12)

### **UNIT V**

**Industrial Applications of NDE:** Span of NDE Activities Railways, Nuclear, Non-nuclear and Chemical Industries, Aircraft and Aerospace Industries, Automotive Industries, Offshore Gas and Petroleum Projects, Coal Mining Industry, NDE of pressure vessels, castings, welded constructions

### **Learning Outcomes:**

At the end of this unit, the student will be able to

- Illustrate applications of NDE. ( L2)
- Explain the applications of Railways, Nuclear and chemical industries. ( L2)
- Outline the limitations and disadvantages of NDE. (L2 )
- Explain the applications of NDA of pressure vessels, casting and welding constructions ( L2)

### **Course Outcomes**

At the end of the course, student will be able to

- Explain various methods of non-destructive testing. (13)
- Apply relevant non-destructive testing method different applications. (13)
- Explain the applications of railways, nuclear and chemical industries. ( 12)
- Outline the limitations and disadvantages of nde. (12 )
- Explain the applications of nda of pressure vessels, casting and welding constructions ( 12)

**TEXT BOOKS:**

1. J Prasad, GCK Nair , “Non destructive test and evaluation of Materials”, Tata mcgraw-Hill Education Publishers, 2008.
2. Josef Krautkrämer, Herbert Krautkrämer, “Ultrasonic testing of materials”, 3<sup>rd</sup> edition, Springer-Verlag, 1983.
3. X. P. V. Maldague, “Non destructive evaluation of materials by infrared thermography”, 1<sup>st</sup> edition, Springer-Verlag, 1993.

**REFERENCES:**

1. Gary L. Workman, Patrick O. Moore, Doron Kishoni, “Non-destructive, Hand Book, Ultrasonic Testing”, 3<sup>rd</sup> edition, Amer Society for Nondestructive, 2007.
2. ASTM Standards, Vol 3.01, Metals and alloys

**Social Relevant Projects**

1. Solid waste conversion into energy (Gasification)
2. Plastic waste into fuel.
3. Bio-gas digester.
4. Development of mechanisms for farmers.
5. Smart irrigation for saving water.
6. Mechanized water segregation.
7. Applications of solar technologies for rural purpose.
8. Power generation from wind turbine.
9. Applications of drones for agriculture.
10. Solar drying.

(19A04802a) INTRODUCTION TO IMAGE PROCESSING

OPEN ELECTIVE-IV

**Course Objectives:**

- To interpret fundamental concepts of digital image processing.
- To exemplify image enhancement.
- To interpret fundamental concepts of color image processing.
- To assess image compression techniques for digital images.
- To summarize segmentation for digital images.

**UNIT-I:**

**INTRODUCTION TO DIGITAL IMAGE PROCESSING**

**Introduction:** Digital image representation, Fundamental steps in image processing, Elements of digital image processing, Elements of visual perception, Simple image model, Sampling and Quantization, Basic relationships between pixels, Image transformations.

**Applications:** Medical imaging, Robot vision, Character recognition, Remote sensing.

**Learning Outcomes:**

At the end of this unit, the student will be able to

- Understand the fundamental concepts of image processing, Sampling process and basis relationships between pixels (L1)
- Explain the elements of Digital Image Processing (L2)

**UNIT-II:**

**IMAGE ENHANCEMENT**

Need for image enhancement, Point processing, Histogram processing, Spatial filtering- Smoothing and Sharpening.

**Learning Outcomes:**

At the end of this unit, the student will be able to

- Understand the need for enhancement process (L1)

- Explain the terminology involved in enhancement process (L2)

### **UNIT-III:**

#### **COLOR IMAGE PROCESSING**

Colour fundamentals, Colour models, Color transformations, Pseudo colour image processing, Full colour image processing.

#### **Learning Outcomes:**

At the end of this unit, the student will be able to

- Understand the need for enhancement process (L1)
- Explain the terminology involved in enhancement process (L2)

### **UNIT-IV:**

#### **IMAGE COMPRESSION**

Redundancies, Fidelity criteria, Image compression model, Lossless compression: Huffman coding, Arithmetic coding. Lossy compression: Lossy Predictive Coding, JPEG Compression Standard.

#### **Learning Outcomes:**

At the end of this unit, the student will be able to

- Understand the need for image compression (L1)
- Explain the image compression and various types of compression techniques (L2)

### **UNIT-V:**

#### **IMAGE SEGMENTATION**

Detection of discontinuities: point, line and edge detection, Edge linking and Boundary detections: Local Processing, Global processing via Hough transform, Thresholding, Region oriented segmentation: Region growing, Region splitting and merging.

#### **Learning Outcomes:**

At the end of this unit, the student will be able to

- Understand the principle of image segmentation and its importance (L1)
- Explain the image compression and various types of compression techniques (L2)

- Analyze the various terminologies involved in image segmentation like edge, boundary detection etc. (L3)

**Course Outcomes:**

- Interpret fundamental concepts of digital and color image processing.
- Exemplify image enhancement.
- Analyze the various terminologies involved in image segmentation like edge, boundary detection etc. Assess image compression techniques for digital images.
- Summarize segmentation techniques for digital images.

**TEXT BOOKS:**

1. Rafael C. Gonzalez and Richard E. Woods, “Digital Image Processing”, 3<sup>rd</sup> Edition, Pearson Education, 2011.

**REFERENCE BOOKS:**

1. S Jayaraman, S Esakkirajan and T Veerakumar, “Digital Image Processing”, TMH, 2011.
2. S. Sridhar, “Digital Image Processing”, 2<sup>nd</sup> Edition, Oxford Publishers, 2016.

(19A04802b) PRINCIPLES OF CELLULAR AND MOBILE COMMUNICATIONS  
OPEN ELECTIVE-IV

**Course Objectives:**

- To understand the concepts and operation of cellular systems.
- To apply the concepts of cellular systems to solve engineering problems.
- To analyse cellular systems for meaningful conclusions.
- To evaluate suitability of a cellular system in real time applications.
- To design cellular patterns based on frequency reuse factor.

**UNIT-I:**

**Introduction to Cellular Mobile Systems**

Why cellular mobile communication systems? A basic cellular system, Evolution of mobile radio communications, Performance criteria, Characteristics of mobile radio environment, Operation of cellular systems. Examples for analog and digital cellular systems.

**Learning Outcomes:**

At the end of the unit, the student should be able to

- Understand the concepts and operation of cellular systems (L1).
- Analyze the characteristics of mobile radio environment (L3).

**UNIT-II:**

**Cellular Radio System Design**

General description of the problem, Concept of frequency reuse channels, Cochannel interference reduction, Desired C/I ratio, Cell splitting and sectoring.

**Learning Outcomes:**

At the end of the unit, the student should be able to

- Understand the concept of frequency reuse and cochannel interference in cellular systems (L1).
- Apply the concept of cellular systems to solve engineering problems (L2).
- Analyze the design problems of cellular systems (L3).
- Design of cellular patterns based frequency reuse factor (L5).

### **UNIT-III:**

#### **Handoffs and Dropped Calls**

Why handoffs and types of handoffs, Initiation of handoff, Delaying a handoff, Forced handoffs, Queuing of handoffs, Power-difference handoffs, Mobile assisted handoff and soft handoff, Cell-site handoff, Intersystem handoff. Introduction to dropped call rate.

#### **Learning Outcomes:**

At the end of the unit, the student should be able to

- Understand why handoff is required (L1).
- Apply handoff techniques to solve engineering problems (L2).
- Compare various types of handoffs (L3).

### **UNIT-IV:**

#### **Multiple Access Techniques for Wireless Communications**

Introduction, Frequency Division Multiple Access, Time Division Multiple Access, Code Division Multiple Access and Space Division Multiple Access.

#### **Learning Outcomes:**

At the end of the unit, the student should be able to

- Understand various types of multiple access techniques (L1).
- Apply the concept of multiple access to solve engineering problems (L2).
- Compare various types of multiple access techniques (L3).

### **UNIT-V:**

#### **Digital Cellular Systems**

Global System for Mobile Systems, Time Division Multiple Access Systems, Code Division Multiple Access Systems. Examples for 2G, 3G and 4G systems. Introduction to 5G system.

#### **Learning Outcomes:**

At the end of the unit, the student should be able to

- Understand operation of various types of digital cellular systems (L1).
- Compare various types of digital cellular systems (L3).
- Evaluate suitability of a cellular system in real time applications (L4).



Note: The main emphasis is on qualitative treatment. Complex mathematical treatment may be avoided.

### **Course Outcomes:**

At the end of the course, the student should be able to

- Understand the concepts and operation of cellular systems (L1)
- Apply the concepts of cellular systems to solve engineering problems (L2).
- Analyse cellular systems for meaningful conclusions, Evaluate suitability of a cellular system in real time applications (L3).
- Design cellular patterns based on frequency reuse factor (L4).

### **TEXT BOOKS:**

2. William C. Y. Lee, “Mobile Cellular Telecommunications”, 2<sup>nd</sup>Edition, McGraw-Hill International, 1995.
3. Theodore S. Rappaport, “Wireless Communications – Principles and Practice”, 2<sup>nd</sup>Edition, PHI, 2004.

### **REFERENCES:**

3. Aditya K. Jagannatham “Principles of Modern Wireless Communications Systems – Theory and Practice”, McGraw-Hill International, 2015.
- 

### **Blooms’ Learning levels:**

L1: Remembering and Understanding

L2: Applying

L3: Analyzing, Evaluating

L4: Designing, Creating

**(19A04802c) INDUSTRIAL ELECTRONICS**  
**OPEN ELECTIVE-IV**

**Course Objectives:**

This course will enable students to:

- Describe semi-conductor devices (such as PN junction diode & Transistor) and their switching characteristics.
- Understand the characteristics of AC to DC converters.
- Understand about the practical applications Electronics in industries
- Describe the Ultrasonics and its application.

**UNIT I**

Scope of industrial Electronics, Semiconductors, Merits of semiconductors, crystalline structure, Intrinsic semiconductors, Extrinsic semiconductors, current flow in semiconductor, Open-circuited p-n junction, Diode resistance, Zener diode, Photoconductors and junction photo diodes, Photo voltaic effect, Light emitting diodes(LED).

**Learning Outcomes:**

At the end of this unit, the student will be able to

- Understand the importance of Electronics and semiconductor devices in industry, operation of semiconductor devices (L1)
- Describe the working of semiconductor diodes (L1)

**UNIT II**

Introduction, The junction transistor, Conventions for polarities of voltages and currents, Open circuited transistor, Transistor biased in the active region, Current components in transistors, Currents in a transistor, Emitter efficiency, Transport factor and transistor- $\alpha$ , Dynamic emitter resistance, Transistor as an amplifier, Transistor construction, Lettersymbols for semiconductor Devices, Characteristic curves of junction transistor in common configuration, static characteristic curves of PNP junction transistor in common emitter configuration, The transistor in common collector Configuration.

**Learning Outcomes:**

At the end of this unit, the student will be able to

- Understand the working of Transistor and its different configurations (L1)
- Describe the working of CE, CC, CB configurations (L1)

### UNIT III

**AC to DC converters-** Introduction, Classification of Rectifiers, Half wave Rectifiers, Fullwave Rectifiers, Comparison of Half wave and full wave rectifiers, Bridge Rectifiers, Bridge Rectifier meter, Voltage multiplying Rectifier circuits, Capacitor filter, LC Filter, Metal Rectifiers, Regulated Power Supplies, Classification of Voltage Regulators, Short period Accuracy of Regulators, Long period Accuracy of Voltage Regulator, Principle of automatic voltage Regulator, Simple D.C. Voltage stabilizer using Zener diode, D.C. Voltage Regulators, Series Voltage Regulators, Complete series voltage regulator circuit, Simple series voltage regulator.

### UNIT IV

**Resistance welding controls:** Introduction, Resistance welding process, Basic Circuit for A.C. resistance welding, Types of Resistance welding, Electronic welding control used in Resistance welding, Energy storage welding. **Induction heating:** Principle of induction heating, Theory of Induction heating merits of induction heating, Application of induction heating, High frequency power source of induction heating. **Dielectric heating:** Principle of dielectric heating, theory of dielectric heating, dielectric properties of typical materials, electrodes used in dielectric heating, method of coupling of electrodes to the R.F. generator, Thermal losses in Dielectric heating, Applications.

#### Learning Outcomes:

At the end of this unit, the student will be able to

- Understand the principle of operation of Resistance welding, Induction heating and Dielectric heating (L1)
- Apply the process of Resistance welding, Induction heating and Dielectric heating in the industry (L2)

### UNIT V:

**Ultrasonics:** Introduction, Generation of Ultrasonic waves, Application of Ultrasonic waves, Ultrasonic stroboscope, ultrasonic as means of communication, ultrasonic flaw detection, Optical image on non-homogeneities, ultrasonic study of structure of matter, Dispersive study of structure of matter, Dispersive and colloidal effect of Ultrasonic, Coagulating action of Ultrasonic, separation of mixtures by ultrasonic waves, cutting and machining of hard materials by ultrasonic vibrations, Degassing of liquids by ultrasonic waves, Physio-chemical effects of ultrasonics, chemical effects of ultrasonics, Thermal effects of Ultrasonics, soldering and welding by ultrasonics, Ultrasonic Drying

### **Learning Outcomes:**

At the end of this unit, the student will be able to

- Understand the principle of operation of Ultrasonics and its applications (L1)
- Analyze the thermal effects of Ultrasonics, soldering and welding by ultrasonics, Ultrasonic Drying in the industry (L3)

### **Course Outcome:**

- Understand the semi-conductor devices and their switching characteristics.
- Apply the Ultrasonic waves with different applications
- Analyze the thermal effects of Ultrasonics, soldering and welding by ultrasonics, Ultrasonic Drying in the industry, Interpret the characteristics of AC to DC converters,
- Develop the practical applications Electronics in industries.

### **TEXT BOOKS:**

1. G. K. Mithal, "Industrial Electronics", Khanna Publishers, Delhi, 2000.
2. J.Gnanavadivel, R.Dhanasekaran, P.Maruthupandi, "Industrial Electronics", Anuradha Publications, 2011.

### **REFERENCE BOOKS:**

1. F. D. Petruzulla, "Industrial Electronics", McGraw Hill, Singapore, 1996.
2. M. H. Rashid, "power Electronics Circuits, Devices and Application", PHI, 3<sup>rd</sup> edition, 2004.
3. G. M. Chute and R. D. Chute, "Electronics in Industry", McGraw Hill Ltd, Tokyo, 1995.

**(19A04802d) ELECTRONIC INSTRUMENTATION**  
**OPEN ELECTIVE-IV**

**Course Objectives:**

**This course will enable students to:**

- To introduce various measuring instruments and their functionality
- To teach various measurement metrics for performance analysis
- To explain principles of operation and working of different electronic instruments
- To familiarize the characteristics, operations, calibrations and applications of the different oscilloscopes and signal generators.
- To provide exposure to different types of transducers

**UNIT – I**

**Measurement and Error:** Definitions, Accuracy, Precision, Resolution and Significant Figures, Types of Errors, Measurement error combinations. (Text 2)

**Ammeters:** DC Ammeter, Multi-range Ammeter, The Ayrton Shunt or Universal Shunt, Requirements of Shunt, Extending of Ammeter Ranges, RF Ammeter (Thermocouple), Limitations of Thermocouple. (Text 1)

**Voltmeters and Multi-meters:** Introduction, Basic Meter as a DC Voltmeter, DC Voltmeter, Multi range Voltmeter, Extending Voltmeter Ranges, Loading, AC Voltmeter using Rectifiers. True RMS Voltmeter, Multi-meter. (Text 1)

**Learning Outcomes:**

At the end of this unit, the student will be able to

- Explain the importance of measurement system (L1)
- Examine the characteristics of different Instruments (L2)
- Illustrate different types of errors that may occur in instruments during measurements (L2)

**UNIT – II**

**Digital Voltmeters:** Introduction, RAMP technique, Dual Slope Integrating Type DVM, Integrating Type DVM, Most Commonly used principles of ADC, Successive Approximations, - Digit, Resolution and Sensitivity of Digital Meters, General Specifications of DVM, (Text 1)

**Digital Instruments:** Introduction, Digital Multi-meters, Digital Frequency Meter, Digital Measurement of Time, Universal Counter, Digital Tachometer, Digital pH Meter, Digital Phase Meter, Digital Capacitance Meter, (Text 1)

### **Learning Outcomes:**

At the end of this unit, the student will be able to

- Explain working of digital measuring Instruments (L2)
- Compare the various measuring techniques for measuring voltage (L4)

### **UNIT – III**

**Oscilloscopes:** Introduction, Basic principles, CRT features, Block diagram of Oscilloscope, Simple CRO, Vertical Amplifier, Horizontal Deflecting System, Sweep or Time Base Generator, Measurement of Frequency by Lissajous Method, Digital Storage Oscilloscope. (Text 1)

**Signal Generators:** Introduction, Fixed and Variable AF Oscillator, Standard Signal Generator, Laboratory Type Signal Generator, AF sine and Square Wave Generator, Function Generator, (Text 1)

### **Learning Outcomes:**

At the end of this unit, the student will be able to

- Describe functions of basic building of CRO (L1)
- Measure parameters viz. Amplitude, frequency and time period using CRO (L2)
- Classify signal generators and describe its characteristics (L2)

### **UNIT – 4**

**Measuring Instruments:** Field Strength Meter, Stroboscope, Phase Meter, Q Meter, Megger. (Text 1)

**Bridges:** Introduction, Wheatstone's bridge, Kelvin's Bridge; AC bridges, Capacitance Comparison Bridge, Inductance Comparison Bridge, Maxwell's bridge, Wien's bridge. (Text 1)

### **Learning Outcomes:**

At the end of this unit, the student will be able to

- Describe function of various measuring Instruments. (L1)
- Describe how unknown capacitance and inductance can be measured using bridges (L1)
- Select appropriate bridge for measuring R, L and C parameters (L2)

### **UNIT – 5**

**Transducers:** Introduction, Electrical transducers, Selecting a transducer, Resistive transducer, Resistive position transducer, Strain gauges, Resistance thermometer, Thermistor, Inductive transducer, LVDT, Piezoelectric transducer, Photo cell, Photo voltaic cell, Semiconductor photo diode and transistor. (Text 1)

**Learning Outcomes:**

At the end of this unit, the student will be able to

- Explain the importance of transducer (L1)
- Illustrate different measuring techniques in transducers to measure physical quantities.(L2)
- Select the appropriate transducer for the measurement of physical parameters (L2)

**Course outcomes:**

- Learn different types of errors in measurement, calibration process and standards, various methods for measurement of non-electrical quantities, Understand the different methods for measurement of various electrical quantities.
- Familiarize the dynamics of instrument systems, various passive and active transducers
- Compare the various measuring techniques for measuring voltage (L4)

**TEXT BOOKS:**

- H. S. Kalsi, “Electronic Instrumentation”, McGraw Hill, 3rd Edition, 2012, ISBN:9780070702066.
- A. D. Helfrick and W.D. Cooper, “Modern Electronic Instrumentation and Measuring Techniques”, Pearson, 1st Edition, 2015, ISBN: 9789332556065.

**REFERENCE BOOKS:**

- David A. Bell, “Electronic Instrumentation & Measurements”, Oxford University Press PHI 2nd Edition, 2006 ISBN 81-203-2360-2.
- A. K. Sawhney, “Electronics and Electrical Measurements”, Dhanpat Rai & Sons. ISBN - 81-7700-016-0

**(19A05802a)) BLOCKCHAIN TECHNOLOGY**

**Course Objectives:**

This course is designed to:

- Understand the philosophy of Blockchain and the cutting edge technology behind its functions
- Illustrate how to setup Ethereum tools
- Explain the key vocabulary and concepts used in Blockchain for Business

**UNIT-I**

**Blockchain concepts:** Blockchain, Blockchain application example: Escrow, Blockchain stack, from web 2.0 to the next generation decentralized web, domain specific Blockchain application, Blockchain benefits and challenges.

**Blockchain application templates:** Blockchain application components, design methodology for Blockchain applications, Blockchain applications templates

**Learning Outcomes:**

After completing this Unit, students will be able to

- Outline the benefits and challenges of Block chain(L2)
- Design the Blockchain applications(L6)

**UNIT-II**

**Setting up Ethereum development tools:** Ethereum clients, Ethereum languages, TestRPC, Mist Ethereumwalle, meta mask, web3 JavaScript API, truffle.

**Ethereum Accounts:** Ethereum Accounts, keypairs, working with EOA Accounts, working with contract accounts.

**Learning Outcomes:**

After completing this Unit, students will be able to

- Illustrate the use of Ethereum development tools(L2)
- Create Ethereum accounts and work with them (L6)

**UNIT-III**

**Smart contracts:** Smart contract, structure of a contract, setting up and interacting with a contract using Geth client, setting up and interacting with a contract using Mist Wallet



### **Learning Outcomes:**

After completing this Unit, students will be able to

- Make use of smart contracts(L3)
- Distinguish setting up and interacting with a contract using Geth client and Mist Wallet.(L4)

### UNIT-IV

**Smart contracts (continued):** Smart contract examples, Smart contract patterns.

**Decentralized Applications:** implementing Dapps, case studies,

### **Learning Outcomes:**

After completing this Unit, students will be able to

- Illustrate the Smart contract examples and patterns(L2)
- Develop Decentralized applications.(L6)

### UNIT-V

**Mining:** Consensus on Blockchain network, mining, Block validation, state storage in Ethereum.

### **Learning Outcomes:**

After completing this Unit, students will be able to

- Define Consensus on Blockchain network(L1)
- Demonstrate State Storage in Ethereum(L2)

### **Course outcomes:**

Upon completion of the course, the students should be able to:

- Create customized blockchain solutions (L6)
- Make use of the specific mechanics of Ethereum(L3)
- Experiment with Smart contracts (L3)
- Develop Enterprise applications using Blockchain(L6)

### **Text book:**

1. Arshadeepbahga, Vijay madiseti, “Blockchain Applications A hands-on approach”, VPT 2017.
2. Chandramouli Subramanian, Asha A George, Abhilash K A and MeenaKarthikeyan, “Blockchain Technology”, Universty Press, 2021

**References:**

1. Imran Bashir, "Mastering Blockchain" Packt Publishing Ltd, March 2017.
2. Melanie swan, "Blokchain blueprint for a new economy", O'REILLY

**(19A05802b) MEAN STACK TECHNOLOGIES**

**Course Objectives:**

This course is designed to:

- Translate user requirements into the overall architecture
- Implement new systems and manage the projects
- Write optimized front end code using HTML and JavaScript
- Monitor the performance of web applications & its infrastructure
- Design and implement Robust and Scalable Front End Applications

**UNIT I**

Introduction to Web: Internet and World Wide Web, Domain name service, Protocols: HTTP, FTP, SMTP. Html5 concepts, CSS3, Anatomy of a web page. XML: Document type Definition, XML schemas, Document object model, XSLT, DOM and SAX Approaches.

**Learning Outcomes:**

After completing this Unit, students will be able to

- Summarize the protocols related to Internet & WWW(L2)
- Compare and contrast XML and HTML(L5)

**UNIT II**

JavaScript: The Basic of JavaScript: Objects, Primitives Operations and Expressions, Control Statements, Arrays, Functions, Constructors, Pattern Matching using Regular Expressions. Angular Java Script Angular JS Expressions: ARRAY, Objects, \$eval, Strings, Angular JS Form Validation & Form Submission, Single Page Application development using Angular JS.

**Learning Outcomes:**

After completing this Unit, students will be able to

- Illustrate the importance of JavaScript(L2)
- Develop applications using Angular JS(L6)

**UNIT III**

Node.js: Introduction, Advantages, Node.js Process Model, Node JS Modules. Express.js: Introduction to Express Framework, Introduction to Nodejs , What is

Nodejs, Getting Started with Express, Your first Express App, Express Routing, Implementing MVC in Express, Middleware, Using Template Engines, Error Handling , API Handling , Debugging, Developing Template Engines, Using Process Managers, Security & Deployment.

**Learning Outcomes:**

After completing this Unit, students will be able to

- Explain the Node JS modules(L2)
- Make use of MVC in Express(L3)

**UNIT IV**

RESTful Web Services: Using the Uniform Interface, Designing URIs, Web Linking, Conditional Requests. React Js: Welcome to React, Obstacles and Roadblocks, React’s Future, Keeping Up with the Changes, Working with the Files, Pure React, Page Setup, The Virtual DOM, React Elements, ReactDOM, Children, Constructing Elements with Data, React Components, DOM Rendering, Factories.

**Learning Outcomes:**

After completing this Unit, students will be able to

- Outline the RESTful Web Services(L2)
- Assess the future of React Js(L5)

**UNIT V**

Mongo DB: Introduction, Architecture, Features, Examples, Database Creation & Collection in Mongo DB. Deploying Applications: Web hosting & Domains, Deployment Using Cloud Platforms.

**Learning Outcomes:**

After completing this Unit, students will be able to

- Explain the features and architecture of Mongo DB (L2)
- Create and collect Database in MongoDB(L6)

**Course Outcomes**

After the completion of the course, student will be able to

- List the Basic Concepts of Web & Markup Languages(L1)
- Develop web Applications using Scripting Languages & Frameworks(L6)
- Make use of Express JS and Node JS frameworks(L3)
- Illustrate the uses of web services concepts like restful, react js (L2)
- Deploying applications using Cloud Platforms (L6)

**Text Books:**

- 1) Programming the World Wide Web, Robert W Sebesta, 7ed, Pearson.
- 2) Web Technologies, Uttam K Roy, Oxford
- 3) Pro Mean Stack Development, ELadElrom, Apress
- 4) Restful Web Services Cookbook, Subbu Allamraju, O'Reilly
- 5) JavaScript & jQuery the missing manual, David Sawyer McFarland, O'Reilly
- 6) Web Hosting for Dummies, Peter Pollock, John Wiley Brand

**Reference Books:**

- 1) Ruby on Rails up and Running, Lightning fast Web development, Bruce Tate, Curt Hibbs, Oreilly (2006).
- 2) Programming Perl, 4ed, Tom Christiansen, Jonathan Orwant, Oreilly (2012).
- 3) Web Technologies, HTML, JavaScript, PHP, Java, JSP, XML and AJAX, Black book, Dream Tech.
- 4) An Introduction to Web Design, Programming, Paul S Wang, Sanda S Katila, Cengage Learning.
- 5) Express.JS Guide, The Comprehensive Book on Express.js, Azat Mardan, Lean Publishing.

**e-Resources:**

- 1) <http://www.upriss.org.uk/perl/PerlCourse.html>

**(19A27802a) FOOD PLANT UTILITIES & SERVICES**  
**OPEN ELECTIVE - IV**

**PREAMBLE**

This subject focuses on different utilities like water, steam, electricity and its properties, production of consumption of these sources in the food plant.

**OBJECTIVES**

- To give brief idea about the utilities that are required/used in food industry and their sources and importance.

**UNIT – I**

Introduction Classification of various utilities and services in food industry. Water use in Food Processing Industry Water supply system: Pumps of different types, operational aspects, piping system for fresh water, chilled water etc., fittings and control, water requirement for cleaning and processing, water quality, water purification and softening Unit

**Learning Outcomes:**

At the end of unit, students will be able to understand the following

- Water use in Food Processing Industry
- Water supply system: Pumps of different types, operational aspects, piping system for fresh water, chilled water etc.,
- fittings and control, water requirement for cleaning and processing,
- water quality, water purification and softening Unit

**UNIT – II**

Water use in food processing: Different types of water requirements in food processing plants, types of water use, waste water sources, water wastage minimization, water loadings per unit mass of raw material. Water conservation: Water and waste water management, economic use of water, water filtration and recirculation.

### **Learning Outcomes:**

At the end of unit, students will be able to understand the following

- Different types of water requirements in food processing plants,
- types of water use, waste water sources, water wastage minimization,
- water loadings per unit mass of raw material
- Water and waste water management, economic use of water,
- water filtration and recirculation

### **UNIT – III**

Steam uses in Food Industry Steam uses in food industry: Food processing operations in which steam is used, temperature, pressure and quantity of steam required in various food processing operations Steam generation system: Components of a boiler system, fuels used in boilers, energy analysis for a steam generation system, heat loss from boiler system, boiler design consideration.

### **Learning Outcomes:**

At the end of unit, students will be able to understand the following

- Food processing operations in which steam is used
- Temperature, pressure and quantity of steam required in various food processing operations
- Components of a boiler system, fuels used in boilers, energy analysis for a steam generation system
- Heat loss from boiler system, boiler design consideration.

### **UNIT – IV**

Waste-Heat Recovery in Food Processing Facilities Quantity and quality of waste heat in food processing facilities, waste heat utilization, heat exchangers for waste heat recovery, heat pumps for waste heat recovery. Waste Disposal and its Utilization Industrial waste, sewage, influent, effluent, sludge, dissolved oxygen, biological oxygen demand, chemical oxygen demand.

### **Learning Outcomes:**

At the end of unit, students will be able to understand the following

- Waste-heat recovery in food processing facilities
- Quantity and quality of waste heat in food processing facilities,

- Waste heat utilization, heat exchangers for waste heat recovery, heat pumps for waste heat recovery.
- Waste disposal and its utilization industrial waste, sewage, influent, effluent, sludge,
- Dissolved oxygen, biological oxygen demand, chemical oxygen demand

## **UNIT – V**

Planning and Design of Service Facilities in Food Industry Estimation of utilities requirements: Lighting, ventilation, drainage, CIP system, dust removal, fire protection etc. Maintenance of facilities: Design and installation of piping system, codes for building, electricity, boiler room, plumbing and pipe colouring, maintenance of the service facilities. Services required in offices, laboratories, locker and toilet facilities, canteen, parking lots and roads, loading docks, garage, repair and maintenance shop, ware houses etc.

### **Learning Outcomes:**

At the end of unit, students will be able to understand the following

- Planning and Design of Service Facilities in Food Industry Estimation of utilities requirements: Lighting, ventilation, drainage, etc.
- Maintenance of facilities: Design and installation of piping system, codes for building, electricity, plumbing, maintenance of the service facilities.
- Services required in offices, laboratories, locker and toilet facilities, canteen, parking lots and roads, repair and maintenance shop, ware houses etc

### **Course Outcomes**

By end of the course, students will understand the following

- Various utilities and services used in food industry and its applications in food industry namely water, steam, electricity and etc.

### **TEXT BOOKS**

1. Lijun Wang. “Energy Efficiency and Management in Food Processing Facilities”. CRC Press. 2008,
2. M. E. Casper. “Energy-saving Techniques for the Food Industry”. Noyes Data Corporation. 1977,



## REFERENCES

1. P.L. Ballaney, "Thermal Engineering in SI Units", 23<sup>rd</sup> Edition, Khanna Publishers, Delhi, 2003.
2. C.P. Arora. "Refrigeration and Air Conditioning". 3<sup>rd</sup> Edition, Tata McGraw Hill Publishing Co. Ltd. New Delhi. 2008,
3. W. E. Whitman, "A Survey of Water Use in the Food Industry", S. D. Holdsworth. Published by British Food Manufacturing Industries Research Association.
4. Chilton's Food Engineering. 1979, Chilton Co Publishers.

**(19A27802b) NUTRACEUTICALS AND FUNCTIONAL FOODS**

**OPEN ELECTIVE – IV**

**PREAMBLE**

This course will cover the classification, brief history and the impact of nutraceuticals and functional foods on health and disease prevention. Nutraceuticals to be covered in the course include isoprenoids, isoflavones, flavanoids, carotenoids, lycopene, garlic, omega 3 fatty acids, sphingolipids, vitamin E and antioxidants, herbal products in foods. Also marketing issues related to functional foods and nutraceuticals as well as stability testing will be reviewed.

**Course Objectives:**

- To understand the interrelationship between nutraceuticals and health maintenance.
- Cite the evidence supporting the efficacy and safety of nutraceutical and functional food products
- To explain the metabolic consequences of nutraceuticals and functional foods.
- Describe the physiologic and biochemical changes associated with consumption of nutraceuticals

**UNIT – I**

Introduction, definition, Modification in the definition of nutraceuticals. Classification of nutraceuticals, Nutraceuticals market scenario, formulation considerations. Challenges for Nutraceuticals.

**Learning Outcomes:**

At the end of unit, students will be able to understand the following

- Classification of nutraceuticals,
- Nutraceuticals market scenario and formulation considerations.
- Challenges for Nutraceuticals.

## **UNIT – II**

Nutraceuticals value of spices and seasoning – Turmeric, Mustard, Chilli, Cumin, Fenugreek, Black Cumin, Fennel, Asafoetida, Garlic, Ginger, Onion, Clove, Cardamom etc., Nutraceuticals from Fruits And Vegetables – Mango, Apple, Grapes, Bel, Banana, Broccoli, Tomato, Bitter Melon, Bitter Orange etc.

### **Learning Outcomes:**

At the end of unit, students will be able to understand the following

- Nutraceuticals value of spices and seasoning – Turmeric, Mustard, Chilli, Etc.
- Nutraceuticals from Fruits and Vegetables – Mango, Apple, Grapes, Tomato etc.

## **UNIT – III**

Omega -3 fatty acids from fish- Typical properties, structural formula, functional category. CLA- typical properties, structural formula, functional category. Application in Nutraceuticals. Calcium, chromium, copper, iodine, iron, magnesium, Zn- mechanism of action, bioavailability, uses and deficiency, dietary sources.

### **Learning Outcomes:**

At the end of unit, students will be able to understand the following

- Properties of Omega -3 fatty acids from fish and structures
- Application in Nutraceuticals. Calcium, iodine, iron, Zn- mechanism of action, bioavailability, uses and deficiency, dietary sources.

## **UNIT – IV**

Definition, classification – Type of classification (Probiotics, probiotics and synbiotics: Taxonomy and important features of probiotic microorganisms. Health effects of probiotics including mechanism of action. Probiotics in various foods: fermented milk products, non-milk products etc. Prebiotics. Definition, chemistry, sources, metabolism and bioavailability, effect of processing, physiological effects, effects on human health and potential applications in risk reduction of diseases, perspective for food applications for the following: Non-digestible carbohydrates/oligosaccharides: Dietary fibre, Resistant starch, Gums.

### **Learning Outcomes:**

At the end of unit, students will be able to understand the following

- Probiotics, probiotics and synbiotics: important features of probiotic microorganisms.

- Non-digestible carbohydrates/oligosaccharides: Dietary fibre and etc.

## **UNIT – V**

Phytosterol, Fatty Acids, Carotenoids, Anthocyanins, Carotenoids, Amino Acids, Water Soluble Vitamins, Free radical biology and antioxidant activity of nutraceuticals. Regulations of Nutraceuticals and Functional Foods in India and rest of the world.

### **Learning Outcomes:**

At the end of unit, students will be able to understand the following

- Phytosterol, Fatty Acids, Carotenoids, Anthocyanins, Free radical biology and antioxidant activity of nutraceuticals.
- Regulations of Nutraceuticals and Functional Foods in India and rest of the world.

### **Course Outcomes**

- Students will get know the nutraceuticals and its active components in different foods, regulations on nutraceuticals in India.

## **TEXT BOOKS**

1. “Handbook of Nutraceuticals and Functional Foods. Yashwant Pathak, Vol. 1. (Ingredients, formulations, and applications)” CRC Press 2005.
2. “Handbook of Nutraceuticals and Functional Foods”. Robert Wildman, 2<sup>nd</sup> Edition. CRC Press 2001.

## **REFERENCES**

1. B. Shrilakshmi, “Dietetics”, 5<sup>th</sup> Edition, New Age International (P) Ltd., New Delhi, 2005.
2. A. E. Bender, “Nutrition and Dietetic Foods”, Chem. Pub. Co. New York, 2<sup>nd</sup> Edition, 2004.
3. P. S. Howe, “Basic Nutrition in Health and Disease”, 2<sup>nd</sup> Edition, W. B. Saunders Company, London, 2003.
4. Kramer, “Nutraceuticals in Health and Disease Prevention”, Hoppe and Packer, Marcel Dekker, Inc., NY 2001.
5. Bao and Fenwick, “Phytochemicals in Health and Disease”, Marcel Decker, Inc. NY 2004.

**(19A54802a) MATHEMATICAL MODELING & SIMULATION**

**OPEN ELECTIVE-IV**

**Course Objective:**

This course focuses on what is needed to build simulation software environments, and not just building simulations using preexisting packages.

**UNIT-I:**

Simulation Basics-Handling Stepped and Event-based Time in Simulations-Discrete versus Continuous Modeling-Numerical Techniques-Sources and Propagation of Error

**Learning Outcomes:**

Students will be able to

- Understand computer simulation technologies and techniques.

**UNIT-II**

Dynamical, Finite State, and Complex Model Simulations-Graph or Network Transitions Based Simulations-Actor Based Simulations-Mesh Based Simulations-Hybrid Simulations

**Learning Outcomes:**

Students will be able to

- implement and test a variety of simulation and data analysis.

**UNIT-III**

Converting to Parallel and Distributed Simulations-Partitioning the Data-Partitioning the Algorithms-Handling Inter-partition Dependencies

**Learning Outcomes:**

Students will be able to

- Understand concepts of modeling layers of society's critical infrastructure networks.
- Understand partitioning the data.

## **UNIT-IV**

Probability and Statistics for Simulations and Analysis-Introduction to Queues and Random Noise-Random Variates Generation-Sensitivity Analysis

### **Learning Outcomes:**

Students will be able to

- Understand Queues and Random noise.
- Understand sensitivity analysis.

## **UNIT-V**

Simulations Results Analysis and Viewing Tools-Display Forms: Tables, Graphs, and Multidimensional Visualization-Terminals, X and MS Windows, and Web Interfaces-Validation of Model Results

### **Learning Outcomes:**

Students will be able to

- Build tools to view and control simulations and their results.

### **Course Outcomes:**

After the completion of course, student will be able to

- Understand basic Model Forms.
- Understand basic Simulation Approaches.
- Evaluate handling Stepped and Event-based Time in Simulations.
- Distinguish Discrete versus Continuous Modeling.
- Apply Numerical Techniques.
- Calculate Sources and Propagation of Error.

### **TEXT BOOKS:**

1. JN Kapur, "Mathematical modelling", Newage publishers
2. Kai Velten, "Mathematical Modeling and Simulation: Introduction for Scientists and Engineers" Wiley Publishers.